

2021 BARNESVILLE

TROJAN FOOTBALL

Season Record 9-3



Section 8AA Champions

State AA Semi Finalist

2021

Barnesville Trojan Award Winners

Practice Player of the YearRyan Martinson/Dawson Gregg
Trojan PrideTravis Affield
Most Improved Football PlayerJohn Roller/Peyton Pauna
Rookie of the Year AwardJustin Krueger
Most Valuable Offensive Lineman.....Jonny Robideau
Most Valuable Offensive BackCameron Heng
Most Valuable Defensive LinemanKaden Zenzen
Most Valuable Defensive Back.....Cameron Heng/Braeden Bredman
Most Valuable LinebackerJonny Robideau
Most Valuable Special TeamsKaden Zenzen
Most Valuable TeammateTate Inniger/Brady Dollison
Most Valuable Offensive PlayerNoah Krause
Most Valuable Defensive PlayerJonny Robideau
Most Valuable Player.....Cameron Heng
9th Grade Ironman ChampionGannon Bolgrean
10th Grade Ironman Champion.....Dawson Gregg
11th Grade Ironman Champion.....Brodee Gray
12th Grade Ironman Champion.....Cameron Heng
Overall Ironman Champion.....Cameron Heng, 150 points

Midwest District - White All District

Kaden Zenzen, Jonny Robideau, Cameron Heng, Noah Krause

Honorable Mention All District

Travis Affield, Tim Wells, Braeden Bredman

Midwest District Most Valuable Linebacker

Jonny Robideau

Midwest District Most Valuable Offensive Back

Cameron Heng/Anthony Sykora - WCA

Midwest District Most Valuable Defensive Lineman

Kaden Zenzen

Midwest District Most Valuable Player

Kaden Zenzen

All Section 8AA Team

Jonny Robideau, Cameron Heng, Noah Krause, Kaden Zenzen, Travis Affield, Tim Wells, Braeden Bredman,

Midwest District All Academic Team - Overall GPA over 3.7

Cameron Heng, Wyatt Suter, Tate Inniger, Connor Loeks, Brennan Steele, Jameson Haycraft, Noah Stanford, Peyton Amundson, Nate Huesman, Ethan Larson

Academic All State

Cameron Heng

All Star Football Game 2021

Kaden Zenzen

Academic Team Award - Silver (3.0-3.5 average)

Name: Travis Affield

Parents Name: Carrie and Dwight Affield

Number of years lettered: 3

Positions played: Guard, Tackle, Defensive Line

Favorite football memory: Beating Pelican Rapids in section championship

Person you admire and why: my parents because they always work super hard and help me with everything

What are you going to miss next year: Being with my friends everyday

Future Plans: Going to work

Offensive Stats: 1 carry for 2 yards and 1 TOUCHDOWN

Defensive Stats: 9 solo tackles, 49 assisted tackles, 4 TFL, 1 sack, 88 career defensive points

Awards won: 2021 Captain, 2020 Most Improved Football player, 2020 Co-Rookie of the year, 2021 All Section, 2021 All District, 2021 Trojan Pride



Name: Brady Dollison

Parents Name: Jay and Melanie Dollison

Number of years lettered: 3

Positions played: Offensive Line and Defensive Line

Favorite football memory: Going to the dome and the bank

Person you admire and why: my dad, he pushes me to do my best in everything I do

What are you going to miss next year: Playing football with my brothers

Future Plans - Undecided

Defensive Stats: 1 solo, 7 assisted tackles, 1 TFL, 12 defensive points scored

Awards won: 2021 Most Valuable Teammate



Name: Cameron Heng

Parents Name: Tracy and Dave Heng

Number of years lettered: 4

Positions played: Running back, corner and safety, punt/kick returner

Favorite football memory: state trip my freshman year, made me buy into the culture and work ethic needed

Person you admire and why: my parents because they push me to work hard and be better man each and everyday

What are you going to miss next year: hanging with the boys everyday

Future Plans: M-state Moorhead for electrician and hopefully farm a little bit

Offensive Stats: 279 rushes for 1934 yards(10th all time), 5 fumbles 25 rushing TD's(8th all time), 13 receptions for 360 yards, 8 TD's scored. 21 kickoffs returned for 410 yard a 19.5 average and 1 TD, 7 punt returns for 109 yards. 35 career td's scored, 17 - 2 point conversions for 244 points scored

Defensive Stats: 27 solo, 25 assisted, 2 TFL, 18 tipped passes, 3 fumble recoveries, 4 interceptions, 10 tackles on kicks, 187 defensive points scored,

Awards won: 2018 class Ironman winner, 2019 class Ironman winner, 2019 Rookie of the Year, 2020 class Ironman winner, 2019-2021 Midwest District All Academic Team, 2020 All District, 2020 All Section, 2021 Overall Ironman Winner, 2021 MVP, 2021 Defensive Back of the Year, 2021 Offensive Back of the Year, 2021 Academic All State AA, 2021 All District, 2021 Co-District Offensive Back of the Year, 2021 All Section



Name: Noah Krause

Parents Name: Jeremey and Trisha Krause

Number of years lettered: 3

Positions played: QB, RB, FB, LB and long snapper

Favorite football memory: Getting to play in the bank my senior year

Person you admire and why: My dad for always being there and giving me a strong work ethic

What are you going to miss next year: showing up to practices and games with my teammates and coaches

Future Plans: go to college

Offensive Stats: 213 rushing attempts for 1269 yards, 5 fumbles 14 touchdowns scored, Receiving 2 catches for 43 yards and 1 TD, Passing 39 completed out of 79 attempts for 891 yards, 17 Touchdowns thrown(6th all time) to 4 interceptions, 1 kickoff for 25 yards, 1 kickoff return for 10 yards. 15 TD's scored with 7 - 2 point conversions, 104 points scored

Defensive Stats: 30 solo tackles, 54 assisted tackles, 10 TFL, 3 tipped passes, 1 fumble caused, 2 fumble recoveries, 7 interceptions, 1 sack, 9 tackles on kicks, 243 defensive points scored

Awards won: 2021 Most Valuable Offensive Player, 2021 All District, 2021 All Section, 2020 All Section, 2020 All District



Name: Ryan Martinson

Parents Name: Tanya Martinson and the late Mark Martinson and Jason Thompson

Number of years lettered: 3

Positions played: Linebacker and Tight End

Favorite football memory: Sophomore year going to US Bank Stadium

Person you admire and why: My mom, she's a very caring person


What are you going to miss next year: going to the Fargodome for practices

Future Plans: M-State for Plumbing and possible H-Vac too

Offensive Stats: 2 kickoff returns for 6 yards

Defensive Stats: 7 solo tackles, 31 assisted tackles, 4 TFL, 1 sack, 4 tackles on kicks, 76 career defensive points

Awards won: 2021 Practice Player of the Year



Name: Peyton Pauna

Parents Name: Jon and Jessica Pauna

Number of years lettered: 3

Positions played: Running back and defensive back

Favorite football memory: US Bank stadium and the trips

Person you admire and why: both my parents, they both have helped me grow as a person and have always believed in me

What are you going to miss next year: Not being with all of my friends

Future Plans: Go to NDSCS and go into Land Surveying

Offensive Stats: 3 carries for 31 yards, a 10.3 yard average, 1 touchdown scored, 6 career points

Defensive Stats: 10 solo tackles, 21 assisted tackles, 1 TFL, 1 tipped pass, 2 interceptions, 3 tackles on kicks, 73 career defensive points

Awards won: 2021 Most Improved Football Player



Name: Kaden Zenzen

Parents Name: Jamey and Tracy Zenzen and Shannon Zenzen

Number of years lettered: 4

Positions played: Tight End, Defensive End, Running back, Linebacker, Corner

Favorite football memory: Playing the state championship in 2018

Person you admire and why: Jamey Zenzen, he pushes me to be the best person possible and me into the man I am today

What are you going to miss next year: teammates, coaches, and the fans

Future Plans: Play football at NDSU

Offensive Stats: 4 rushing attempts for 35 yards, with 1 fumble. Receiving 32 (4th all time) receptions for 673 yards (1st overall in record book), 13 TD's scored(1st overall). Kicking 55 kickoffs for 2,479 yards a 45 yard average(4th all time). 14 TD's scored with 2- 2 point conversions 88 career points scored

Defensive Stats- 1 fumble recovery for a TD, 54 solo tackles, 97 assisted tackles, 27 TFL, 2 tipped passes, 1 fumble caused, 4 fumble recoveries, 19.5 sacks, 13 tackles on kicks, 448 defensive points scored

Awards won: 2020 Honorable Mention All District, 2020 All Section, 2021 Defensive Lineman of the year, 2021 Most Valuable Special Team player, 2021 All District, 2021 All Section, 2021 All Star Game North



Midwest White District Position Awards**Award**

Sub-District Defensive Lineman of the Year
Sub-District Defensive Back of the Year
Sub-District Linebacker of the Year
Sub-District Offensive Lineman of the Year
Sub-District Offensive Back of the Year
*** Co award this year
Sub-District Receiver of the Year
Sub-District Quarterback of the Year
Sub-District Specialist of the Year
*** Co award this year
Sub-District Coach of the Year

Name

Kaden Zenzen
Bauer Klimek
Jonny Robideau
Brady Mages
Anthony Sykora
Cameron Heng
Carter Watnaas
Evan Paulson
Sam Burkel
Brooks Butt
Bill Infanger

School

Barnesville
Osakis
Barnesville
Osakis
WCA
Barnesville
Osakis
WCA
Hawley
Crookston
Osakis

Final White District Standings:

- 1 Osakis
- 2 West Central Area/Ashby
- 3 Barnesville
- 4 Hawley
- 5 Crookston
- 6 Staples-Motley
- 7 Pillager

Sub-District Player of the Year

Kaden Zenzen

Brady Mages

First Team All District Players

First=6, Second=5, Third=4, Fourth=3
Fifth=2, Sixth=1, Seventh=1

WCA

Evan Paulson
Anthony Sykora
Matson Hoff
Hunter Norby
Tyler Stone

Staples-Motley

Sam Opheim

Pillager

Jacob Dixon

Hawley

Sam Burkel
Joey Aakre
Wyatt Dunham

Osakis

Brady Mages
Carter Watnaas
Bauer Klimek
Chayce Meyer
Kyle Mages
Tyson Hagedon

Barnesville

Cameron Heng
Noah Krause
Kaden Zenzen
Jonny Robideau

Crookston

Ethan Boli
Brooks Butt

All District Honorable Mention

(Certificates)

First=4, Second=3, Third=3, Fourth=3
Fifth=2, Sixth=2, Seventh=1

WCA

Carson Spangler
Cole Anderson
Sam Heeter

Staples-Motley

Isaiah Schultz
Sievrt Klefsaas

Pillager

Evan Imgrund

Hawley

Ethan Magnusson
Alex Schenck
Derek Tibbetts

Osakis

Caleb Goodwin
Drew Imdieke
Carsten Jacobsen
McCarter Kirksey

Barnesville

Travis Affield
Tim Wells
Braeden Bredman

Crookston

Jaren Bailey
Ethan Bowman

Academic All District (3.7 or higher)

(Certificates)

WCA

Colton Lindquist
Sam Heeter
Bret Amundson
Cole Anderson
Damon Sanstead
Isaac Kreft
Ben Nyreen
Nas Dotts
Will Rustan

Staples-Motley

Colton Converse
Drew Berg
Sivert Klefsaas
Caden Mrazek
Isaiah Schultz
Andrew Salcido
Keller Anderson

Pillager

Evan Imgrund
Quintin Laveau
Abe Posner
Josh Freelove
Wyatt Glas
Danny Heldman
TJ Swanberg

Hawley

Joey Aakre
Ryan Sperr
Lucas Schenck
Darin Kroshus
Bryant Carlisle
Brett Daggett

Osakis

Mekai Hoelscher
Ben Berger
Kyle Mages
Grant Mages
Tyson Hagedon
Gaven Cimbura
Carsten Jacobson
Jack Petrich
Ian Adolphson
Jacob Johanson
Noah Nessman
Owinn Cimbura
Carter Watnaas

Barnesville

Ethan Larson
Nate Huesman
Peyton Amundson
Noah Stanford
Jameson Haycraft
Wyatt Suter
Connor Loeks
Brennan Steele
Tate Inniger
Cameron Heng

Crookston

Cade DeLeon
Ryan Abeld
Jack Doda
Tatum Lubinski
Omar Petithomme

ALL SECTION FOOTBALL 8AA- 2021

8AA All Section Team			
Barnesville 7			
RB/LB	Kaden Zenzen	12	TE/DE
RB/LB	Cameron Heng	12	RB/DB
QB	Noah Krause	12	QB/LB
TE/DB	Travis Affield	12	OL/DL
OL/DL	Tim Wells	11	OL/DL
WR/DB	Braeden Bredman	11	RB/DB
RB/LB	Jonny Robideau	11	OL/LB
Pelican Rapids 5			
LB	Nick Haugrud	12	T /DT
DE	Tim Guler	10	QB/DB
TE	Carson McNeal	12	Slot/LB
QB	Carter Johnson	11	RB/LB
OL	Peyton Blakeway	11	Slot/DB
FB	Warroad 4		
	Matthew Hard	12	FB/LB
WR/DB	Dylan Fox	12	OL/DL
RB/LB	Gaabi Boucha	11	RB/LB
WR/DB	Landon Thompson	11	OL/DL
OL/DL	Hawley 4		
	Carson Brew	12	QB/DB
QB/S	Joey Aakre	12	TE/DE
WR/DE	Ehtan Magnuson	12	TE/DE
OL/LB	Derrick Tibbetts	11	RB/LB
CB	Crookston 2		
	Brooks Butt	12	Dtackle
DE	Ethan Boll	11	RB
QB			
	Frazee 2		
LB	Jake Nagel	11	RB/SS
OL	Byron Kropuenske	12	OL/DL

2021 Results

First	Last	Height	Weight	Bench Press 2pts each 5lbs over wgt	Pull ups 1 pt Each	30 Sec Dummy Jumps 1 pt Each	40 yd Dash	400	Total	Champions
Cameron	Heng	6'1	160	255	16	68	4.84	61	150	12th grade
Brodee	Gray	5'8	150	225	21	67	5.19	65	142	11th Grade
Kaden	Zenzen	6'5	210	300	16	63	5.0	70	137	
John	Roller	6'0	160	205	22	71	5.09	65	136	
Dawson	Gregg	5'9	150	205	22	66	5.06	65	135	10th Grade
Aaron	Baker	5'6	120	170	19	68	5.18	64	131	
Ethan	Larson	6'2	180	255	9	57	4.71	66	123	
Noah	Krause	6'1	190	255	10	62	5.03	67	122	
Ayden	Hauck	5'8	140	175	18	64	5.19	65	120	
Peyton	Pauna	6'1	145	195	10	61	5.07	65	116	
Braeden	Bredman	6'2	150	165	20	61	4.87	60	116	
Carson	Hagen	5'11	140	175	14	61	5.14	67	112	
Andrew	Pederson	6'1	180	195	19	56	4.96	61	108	
Gannon	Bolgreaan	5'7	130	150	13	66	5.45	67	107	9th Grade
Jonny	Robideau	6'1	210	275	7	52	5.14	72	105	OL Champion
Nick	Robideau	5'10	165	215	10	53	5.14	70	104	
Cameron	Halverson	5'8	155	170	10	64	5.16	69	102	
Connor	Locks	5'10	175	245	2	57	5.35	78	102	
David	Spillum	6'0	150	145	11	61	4.83	59	99	
Wyatt	Suter	6'3	180	200	8	60	5.28	67	98	
Asher	O'Brien	5'9	120	140	15	55	5.06	73	98	
Peyton	Amundson	6'0	170	185	9	59	5.09	69	97	
Zachary	Bredman	5'10	130	125	15	60	5.21	63	97	
Avery	Schroeder	5'8	145	160	8	62	5.21	72	95	
Owen	Riddle	6'4	180	170	8	62	5.14	59	94	
Ethan	Hoppe	5'9	145	160	8	57	5.02	70	93	
Kaden	Mueller	5'11	170	195	6	55	5.21	67	93	
Ryan	Martinson	6'0	175	205	7	58	5.37	80	91	
Jordan	Kroll	6'5	210	270	3	55	5.62	85	90	
Levi	Eickenbrock	6'0	145	160	11	55	5.37	76	88	
Austin	Pender	5'11	145	145	16	56	5.41	72	87	
Brady	Dollison	6'0	230	285	0	56	5.72	88	85	
Noah	Stanford	5'11	150	150	8	58	5.32	67	85	
Jay	Tschumperlin	6'0	160	145	10	53	5.13	64	85	
Austin	Bolgreaan	5'11	175	205	8	55	5.63	83	84	
Jack	Bredman	5'11	140	135	10	57	5.28	72	84	
Jack	Maesse	6'0	165	205	10	40	5.33	72	84	
Brady	Nosal	5'9	115	105	8	57	5.02	72	84	
Tim	Wells	6'1	260	300	1	53	5.40	81	82	
Christian	Lien	5'11	160	175	10	50	5.35	79	80	
Tyler	Drees	5'11	165	140	10	53	5.34	72	79	
Nathaniel	Hucsmann	5'8	125	105	8	56	5.61	74	76	
Jameson	Haycraft	6'1	150	135	7	55	5.45	77	74	
Tate	Inniger	6'2	245	245	2	57	5.35	78	72	
Logan	Yeske	6'1	180	180	4	58	5.25	84	72	
Spencer	Schumacher	6'0	200	230	2	48	5.58	84	71	
Travis	Affield	6'0	255	285	2	46	5.57	86	69	
Major	Ness	5'10	150	115	5	45	5.21	68	69	
Carter	Swenson	5'10	135	125	4	52	5.37	83	66	
Isaac	Maneval	6'6	215	195	4	55	5.62	85	65	
Brennan	Steele	5'6	185	175	4	53	5.52	83	65	
Jaxon	Ernst	5'8	195	200	1	55	5.97	82	65	
Justin	Krueger	5'10	265	295	2	44	5.78	105	65	
Hunter	Blilie	5'10	145	145	10	45	5.26	68	58	
Collin	Morey	5'7	165	175	4	44	5.83	94	58	
Annika	Cossette	5'6	121	115	4	44	5.71	75	58	
Brendon	Randklev	5'11	150	95	1	48	5.52	91	56	
Kash	Tuel	5'7	185	120	2	49	5.89	93	55	
Aiden	Kent	6'1	195	165	4	43	5.82	89	51	
Riley	Christiansen	6'2	165	145	2	40	5.47	89	50	
Michael	Atteberry	5'8	200	145	0	45	5.89	105	49	
Brenden	Thorkelson	6'0	195	135	1	44	5.93	82	49	
Jackson	Meyer	5'9	185	110	10	37	6.18	89	48	
Connor	Klermin	5'10	140	85	2	43	6.03	88	47	
Landon	Luhman	5'9	195	175	2	30	5.95	105	35	
Atticus	Olson	6'4	265	155	0	32	6.42	112	32	
Terrance	Goering	6'1	265	115	0	23	6.93	120	23	
Isaiah	Zajac	6'2	155	125	4	injured	6.07	93	8	
Alex	Dorton	5'9	150	INJ	INJ	injured	INJ	INJ	0	
Gavin	Abel									

2022								
Name	Height	Weight	Bench Press 2pts each 5lbs over wgt	Pull ups 1 pt Each	30 Sec Dummy Jumps 1 pt Each	40 yd Dash	400	Total
Affield, Travis, 2017	5'6	190	145	0	25	6.85	104	25
2018	5'9	215	180	0	27	6.34	105	27
2019	5'11	205	225	1	50	5.84	83	65
2020	5'11	249	275	1	35	5.7	88	53
2021	6'0	255	285	2	46	5.57	86	69
Dollison, Brady, 2018	5'6	160	135	1	44	6.55	1:44	45
2019	5'9	180	190	1	43	6.1	82	52
2020	5'10	214	250	0	44	5.78	90	65
2021	6'0	230	285	0	56	5.72	88	85
Erdmann, Wyatt, 2018								
Ernst, Logan, 2018	5'10	130	125	14	62	5.25	1:15	91
2019	5'10	135	130	10	59	5.2	72	86
Heng, Cameron, 2017	5'10	130	145	10	58	5.21	71	94
2018	5'11	145	180	8	57	5.1	68	97
2019	5'11	155	220	15	71	5.05	61	138
2020	6'0	167	245	14	61	4.7	60	135
2021	6'1	160	255	16	68	4.84	61	150
Krause, Noah, 2017	5'8	135	130	6	54	5.25	74	76
2018	5'10	160	175	5	53	5.4	76	79
2019	5'11	170	205	9	64	5.3	76	103
2020	6'0	178	255	10	60	4.9	64	126
2021	6'1	190	255	10	62	5.03	67	122
Krueger, Bryce, 2017	5'5	125	105	0	44	5.77	104	49
2018	5'6	150	125	1	43	5.9	104	47
2019	5'9	165	0	0	54	5.9	102	57
Martinson, Ryan, 2018	5'9	140	135	2	52	5.53	1:30	61
2019	5'10	155	150	5	63	5.3	82	78
2020	6'0	187	175	4	50	5.3	76	68
2021	6'0	175	205	7	58	5.37	80	91
Nelson, Joaquin 2019	5'11	160	135	10	61	5.2	65	92
Pauna, Peyton, 2018	5'8	110	105	3	55	5.89	1:45	62
2019	5'10	125	120	4	58	5.57	73	75
2020	5'10	137	155	9	56	5.09	65	96
2021	6'1	145	195	10	61	5.07	65	116
Rutherford, Dalton, 2018	5'11	180	140	1	39	5.75	1:37	45
Systma, Kasson, 2018	6'1	145	140	6	53	5.87	1:30	63
2019	6'1	150	130	10	59	5.9	79	75
Zenzen, Kaden, 2017	6'0	150	150	6	52	5.67	73	70
2018	6'3	170	180	11	67	5.32	66	103
2019	6'4	185	225	14	65	5.19	67	118
2020	6'4	194	255	13	61	4.87	60	127
2021	6'5	210	300	16	63	5.0	70	137

2023								
Name	Height	Weight	Bench Press 2pts each 5lbs over wgt	Pull ups 1 pt Each	30 Sec Dummy Jumps 1 pt Each	40 yd Dash	400	Total
Baker, Aaron 2018	5'2	90	100	16	66	5.97	82	93
2019	5'4	105	115	17	65	5.6	75	99
2020	5'5	116	155	16	66	4.9	69	122
2021	5'6	120	170	19	68	5.18	64	131
Bolgrean, Austin 2019	5'9	140	160	10	51	5.9	80	77
2020	5'9	153	180	7	44	5.5	75	75
2021	5'11	175	205	8	55	5.63	83	84
Bredman, Braeden 2019	5'11	125	110	14	57	5.1	65	93
2020	5'11	140	155	15	56	4.77	60	107
2021	6'2	150	165	20	61	4.87	60	116
Gray, Brodee 2018	5'2	97	100	17	61	6.02	78	84
2019	5'5	130	150	15	64	5.6	75	100
2020	5'7	140	195	15	54	5	62	117
2021	5'8	150	225	21	67	5.19	65	142
Grommesh, Gavin 2018	5'9	150	105	0	36	6.07	93	36
2019	5'11	165	135	1	55	5.8	77	64
Hagen, Carson 2019	5'3	110	115	10	58	5.7	71	84
2020	5'8	128	160	11	52	4.98	75	95
2021	5'11	140	175	14	61	5.14	67	112
Inniger, Tate 2018	5'10	200	140	0	44	6.03	106	46
2019	6'1	220	170	1	50	5.73	83	57
2020	6'2	240	215					
2021	6'2	245	245	2	57	5.35	78	72
Kroll, Jordan 2019	6'2	170	190	2	41	5.9	91	56
2020	6'3	202	230	5	36	5.37	74	70
2021	6'5	210	270	3	55	5.62	85	90
Loeks, Connor 2018	5'6	150	115	7	56	5.79	106	68
2019	5'8	155	165	15	55	5.3	73	91
2020	5'9	162	200	10	52	5.33	66	99
2021	5'10	175	245	2	57	5.35	78	102
Maneval, Isaac 2018	5'10	145	95	0	47	6.62	111	47
2019	5'11	155	100	0	42	6.0	97	44
2020	6'2	181	140	0	48	6.1	87	49
2021	6'6	215	195	4	55	5.62	85	65
Morey, Quincy 2019	5'2	110			51	5.5	82	DNF
Olson, Max 2019	5'11	135	125	7	43	5.6	93	56
2020	6'1	161	165	16	50	5.15	82	82
Pederson, Andrew 2018	5'6	125	100	2	52	5.50	99	61
2019	5'10	140	130	7	54	5.3	80	73
2020	5'11	160	165	14	47	4.9	68	87
2021	6'1	180	195	19	56	4.96	61	108
Riddle, Owen 2019	6'2	150	120	5	59	5.6	65	81
2020	6'3	163	155	4	52	4.87	59	83
2021	6'4	180	170	8	62	5.14	59	94
Robideau, Jonny 2018	5'11	190	155	2	50	5.75	96	57
2019	6'0	220	235	2	45	5.75	84	60
2020	6'0	233	265	3	47	5.3	77	77
2021	6'1	210	275	7	52	5.14	72	105
Roller, John 2018	5'6	120	100	5	57	5.97	102	66
2019	5'10	145	175	7	65	5.6	98	92
2020	5'11	152	165	14	70	5	74	114
2021	6'0	160	205	22	71	5.09	65	136
Schumacher, Spencer 2018	5'9	185	145	0	40	6.47	114	40
2019	5'11	185	180	1	50	5.6	81	59
2020	5'11	195	205	0	49	5.39	88	64
2021	6'0	200	230	2	48	5.58	84	71
Steele, Brennan 2019	5'5	150	115	4	44	5.5	84	55
2020	5'5	186	155	8	39	5.5	86	54
2021	5'6	185	175	4	53	5.52	83	65
Suter, Wyatt 2018	5'11	150	115	1	56	5.65	80	66
2019	6'2	150	150	5	59	5.4	69	81
2020	6'3	175	195	7	52	5	66	91
2021	6'3	180	200	8	60	5.28	67	98
Wells, Tim 2019	6'0	245	225	0	38	5.5	86	45
2020	6'0	251	285	0	44	5.53	79	70
2021	6'1	260	300	1	53	5.40	81	82
Yeske, Logan 2019	5'10	165	135	4	54	5.5	93	65
2020	5'11	170	165	3	50	5.11	78	68
2021	6'1	180	180	4	58	5.25	84	72

2024								
Name	Height	Weight	Bench Press 2pts each 5lbs over wgt	Pull ups 1 pt Each	30 Sec Dummy Jumps 1 pt Each	40 yd Dash	400	Total
Amundson, Peyton 2020	5'9	139	140	8				8
2021	6'0	170	185	9	59	5.09	69	97
Atteberry, Michael 2020	5'6	185	125	0	35	5.8	113	39
2021	5'8	200	145	0	45	5.89	105	49
Billie, Hunter 2020	5'7	128			43	5.33	79	55
2021	5'10	145	145	10	45	5.26	68	58
Bredman, Zach 2019	5'3	95	70	7	59	5.97	77	73
2020	5'7	134	105	10	56	5.15	69	85
2021	5'10	130	125	15	60	5.21	63	97
Drees, Tyler 2020	5'10	158	145	7	43	5.71	83	56
2021	5'11	165	140	10	53	5.34	72	79
Eickenbrock, Levi 2020	5'10	128	125	9	39	5.7	84	53
2021	6'0	145	160	11	55	5.37	76	88
Ernst, Jaxon 2020	5'7	171	155	2	38	5.7	90	45
2021	5'8	195	200	1	55	5.97	82	65
Ernst, Sawyer 2020	5'8	256	135	0	21	7.4	133	21
Gregg, Dawson 2019	5'3	110	115	20	60	6.35	85	84
2020	5'7	135	165	33	58	5.39	72	121
2021	5'9	150	205	22	66	5.06	65	135
Hauck, Ayden 2020	5'6	137	165	26	61	5.15	70	120
2021	5'8	140	175	18	64	5.19	65	120
Haycraft, Jameson 2020	5'11	139	120	8	51	5.4	83	67
2021	6'1	150	135	7	55	5.45	77	74
Hoppe, Ethan 2020	5'7	142	155	6	52	5.13	72	84
2021	5'9	145	160	8	57	5.02	70	93
Hough, Jack 2020	5'7	191	110	0				0
Huesman, Nathaniel 2020	5'8	118	90	3	33	6.29	82	37
2021	5'8	125	105	8	56	5.61	74	76
Krueger, Justin 2019	5'7	200	185	1	42	6.12	103	44
2020	5'10	238	255	2	36	5.93	89	49
2021	5'10	265	295	2	44	5.78	105	65
Larson, Ethan 2019	5'11	150	155	7	46	5.49	76	70
2020	6'0	169	200	9	47	4.98	70	91
2021	6'2	180	255	9	57	4.71	66	123
Lien, Christian 2020	5'9	153	175	5?	49	5.48	82	74
2021	5'11	160	175	10	50	5.35	79	80
Luhman, Landon 2021	5'9	195	175	2	30	5.95	105	35
Mueller, Kaden 2019	5'10	180	165	2	47	5.63	81	57
2020	5'10	179	185	3	40	5.49	73	61
2021	5'11	170	195	6	55	5.21	67	93
O'Brien, Asher 2020	5'5	108	115	11	41	5.46	75	69
2021	5'9	120	140	15	55	5.06	73	98
Olson, Atticus 2020	6'1	253	105	0	24	6.75	134	24
2021	6'4	265	155	0	32	6.42	112	32
Pender, Austin 2021	5'11	145	145	16	56	5.41	72	87
Russell, Dovante 2020	5'5	128	115	7	43	5.58		57
Schroeder, Avery 2020	5'6	133	135	8	52	5.7	77	69
2021	5'8	145	160	8	62	5.21	72	95
Spillum, David 2020	6'0	144	135	9	54	4.73	64	89
2021	6'0	150	145	11	61	4.83	59	99
Stanford, Noah 2020	5'7	131	120	9	54	5.62	77	73
2021	5'11	150	150	8	58	5.32	67	85
Swenson, Carter 2020	5'8	122	95	2	40	5.67	87	48
2021	5'10	135	125	4	52	5.37	83	66
Tschumperlin, Jay 2020	5'10	151	125	8	41	5.14	73	66
2021	6'0	160	145	10	53	5.13	64	85

Table 1

2025								
Name	Height	Weight	Bench Press 2pts each 5lbs over wgt	Pull ups 1 pt Each	30 Sec Dummy Jumps 1 pt Each	40 yd Dash	400	Total
Abel, Gavin 2021								
Bolnahan, Gannon 2021	5'7	130	150	13	66	5.45	67	107
Bredman, Jack 2021	5'11	140	135	10	57	5.28	72	84
Christiansen, Riley 2021	6'2	165	145	2	40	5.47	89	50
Dorton, Alex 2021	5'9	150						0
Olgeirson-Gehrig, Terrance 2021	6'1	265	115	0	23	6.93	120	23
Kent, Aiden 2021	6'1	195	165	4	43	5.82	89	51
Maesee, Jack 2021	6'0	165	205	10	40	5.33	72	84
Morey, Collin 2021	5'7	165	175	4	44	5.83	94	58
Nosal, Brady 2021	5'9	115	105	8	57	5.02	72	84
Randklev, Brendon 2021	5'11	150	95	1	48	5.52	91	56
Robideau, Nick 2021	5'10	165	215	10	53	5.14	70	104
Thorkelson, Brenden 2021	6'0	195	135	1	44	5.93	82	49
Tuel, Kash 2021	5'7	185	120	2	49	5.89	93	55
Zajac, Isaiah 2021	6'2	155	125	4	injured	6.07	93	8

Trojan Football Looking To Stay Strong In 2021

Tracy Hinsz
Sports Writer



The Barnesville Trojans are back at work preparing for a 2021 football season with the hopes of defending their Section 8AA championship for a sixth consecutive year. A strong group of core players with a well-developed underclass system of Trojan's football, returns for a run at another championship.

Last year's squad had their season shortened due to the global pandemic. However, the team still managed to be awarded the section title as a co-champion with Pelican Rapids and finishing with an overall record of 7-0, which completed Head Coach Bryan Strand's 16th season as the lead man of the Trojans.

Strand has an overall record of 134 victories against only 41 losses, guiding Barnesville to five straight section championships. Strand was voted the 2018 Coach of the Year and has been named Section Coach of the Year seven times and Conference/District Coach of the Year nine times.

Barnesville's successful football run has been highlighted by great players, as well as, a consistent coaching staff throughout the program, promoting Trojan fundamentals from an early age.

That consistency begins with Strand, who enters year 17 as Barnesville's head football coach, and his long-time assistant/offensive coordinator Phil Trowbridge, who enters his 22nd season.

Nate Strand and Nick Paur are back coaching the junior varsity and freshman programs with Ace Gregg, Dain Biewer and Kirk Peterson rounding out the varsity as volunteer coaches. Matt Askegaard, Scott Amundson and Tracy Hinsz

will once again spearhead the junior high teams jump-starting the Trojan tradition and getting it into full swing.

"We have had a very consistent coaching staff that has engrained our fundamentals for our football program at a high level," said Strand. "It really starts with our freshmen football coaches who introduce our system and then progresses up to our junior high program, before the players get to our varsity squad. That consistency is key to why we have had success as the players have bought into our weight room work ethic and our practice habits. Add in their natural athletic ability and our teams have had some great success over the years."

Unfortunately, last year was a crazy and chaotic season in which you never knew if you would have a game or not because of the pandemic. But Barnesville fought through some tricky situations and came out with an unblemished record.

"Last season we did everything we could to play every game, which was tough at times," said Strand. "We went 7-0 and tried to do everything we could to make the season memorable to a great group of players that worked hard to showcase their football skills."

Strand said they added a game against Morris Area in week six that was definitely the highlight of the year.

"It was a crazy game in which neither team could stop the other," Strand said. "We wanted to play that game, as it would have been the matchup for the first round of the state playoffs if both teams made it that far. Lots of memories were made in just that game. The seniors left it all out on the field that night and the entire season."

The Trojans lost their leader in quarterback/safety Adam Tonsfeldt, who guided the team to a 31-4 record the last three years. He was a leader on both sides of the football and someone the team will try and

replace with multiple players.

Other players graduating included Joey Mark, Brady Kroll, Eric Ackerson, Aaron Schiefert, Carter DuBord, Mason Moen, Jack Olson, Marcus Paul, Nolan Rick, Wyatt Roller and Cole Swenson.

These players were part of the last three section championship teams and were excellent leaders. They poured their hearts and souls into the program and will be extremely missed.

But change happens every year in high school sports and new players are waiting in the wings and ready to pounce at their opportunity.

Fellow seniors Kaden Zenzen and Cam Heng return to lead Barnesville's football team in 2021. Zenzen, a North Dakota State University football commit, is back playing the end spots on both sides of the ball. Heng is a fast and slippery running back who will also play safety this year. Both players will lead the team into battle and will be the focus of the opposing team's game plan each week.

Junior Jonny Robideau is back for his third season as a guard and linebacker, with senior Noah Krause stepping into the quarterback role vacated by Tonsfeldt with the hopes of bringing his own leadership and production to the team this season.

Other players of note include Tim Wells, Travis Affield, Justin Krueger, Spencer Schumacher, Jordan Kroll and Brady Dollison. who will fill the all-important offensive and defensive line roles; with Ethan Larson, Braeden Bredman and Andrew Pederson filling out the running back and linebacker/defensive back positions for this year's squad.

"We have an offensive line that will be extremely big and strong," Strand said. "This is the biggest line we have had in all my years of coaching in Barnesville. They will be looked upon to open holes for our skill players to find their creases and gain yardage. It is no secret that we

are a running football team and our offensive line has been very critical to our success. They have put in the required weight room time and have gained strength. Our coaches will fine tune their blocking techniques to give us the best possible chance to be successful on the offensive side of the ball."

Barnesville started the year with 65 players out from grades nine through 12.

Seniors include Noah Krause, Peyton Pauna, Cam Heng, Ryan Martinson, Travis Affield and Kaden Zenzen.

Juniors Aaron Baker, Owen Riddle, Carson Hagen, Brodee Gray, Braeden Bredman, John Roller, Andrew Pederson, Connor Loeks, Austin Bolgrean, Jonny Robideau, Spencer Schumacher, Brenden Steele, Jordan Kroll, Tim Wells, Tate Inniger, Logan Yeske and Isaac Maneval are looking to make their mark on this season.

Sophomores include Dawson Gregg, Austin Pender, Zach Bredman, Hunter Blilie, Ayden Hauck, Noah Stanford, Nate Huseman, Asher O'Brien, David Spillum, Avery Schroeder, Peyton Amundson, Carter Swenson, Christian Lien, Ethan Larson, Levi Eickenbrock, Jaxon Ernst, Kaden Mueller, Tyler Drees, Ethan Hoppe, Michael Atteberry, Jameson

Haycraft, Krueger, Landon Luhman, Atticus Olson and Jay Tschumperlin.

Freshman Gannon Bolgrean, Jack Maesse, Jack Bredman, Collin Morey, Brady Nosal, Nick Robideau, Alex Dorton, Kash Tuel, Aiden Kent, Brenden Thorkildson, Riley Christianson, Terrance Olgeirson-Gehrig, Isaiah Zajac and Brendon Randklev are all waiting in the wings to get their chance to help the team in the 2021 season.

Captains for the 2021 football season are Zenzen, Affield, Heng and Robideau.

The Trojans open up the season on the road with West Central Area on September 3. Strand believes that his team should be very solid with lots of size and strength up front and depth at the back positions.

This should help his team compete in Midwest District White Division made up of WCA, Crookston, Hawley, Osakis, Pillager and Staples-Motley.

Barnesville, Osakis and Hawley are the favorites in the district with Barnesville, Hawley and Pelican Rapids favored in the section.

"We are extremely excited to get the season started this year," said Strand. "To start the season on time and have a normal year is nice for everyone involved. The players, the fans and the coaches are ready and eager to get things rolling. It was

very odd last year to see our stands not completely full. It should be fun to see a huge crowd again and hear the noise that was missing from last year. The kids deserve this and we hope it lasts the entire year."



Members of the Barnesville Trojans football team are, left to right, Row one - Manager Tucker Peterson, Manager Colton Bomstad, Manager Daxton Strand, Ryan Martinson, Noah Krause, Cameron Heng, Kaden Zenzen, Jonny Robideau, Travis Affield, Brady Dollison, Peyton Paua, Manager Charlie Peterson, Manager Jacob Strand;

Row two - Jordan Kroll, Isaac Maneval, Assistant Coach Nathan Strand, Assistant Coach Kirk Peterson, Assistant Coach Ace Gregg, Head Coach Bryan Strand, Assistant Coach Dain Blewer,

Assistant Coach Phil Trowbridge, Assistant Coach Nick Paur, Owen Riddle, Wyatt Suter, Tate Inniger;

Row three - Brady Nosal, Riley Christiansen, Andrew Pederson, Ethan Larson, Isaiah Zajac, Atticus Olson, Tim Wells, Braeden Bredman, Aiden Kent, Brendon Thorkildson, Logan Yeske, Jameson Haycraft, Collin Morey;

Row four - Michael Atteberry, David Spillum, Carson Hagen, Kaden Mueller, Austin Bolgrean, Tyler Drees, Jack Maesse, John Roller, Terrance Olgerson-Gehrige, Levi Eickenbrock, Spencer

Schumacher, Peyton Amundson, Jay Tschumperlin;

Row five - Alex Dorton, Nick Robideau, Noah Stanford, Austin Pender, Brendon Randklev, Justin Krueger, Christian Lien, Connor Loeks, Carter Swenson, Brodee Gray, Aaron Baker, Asher O'Brien, Gannon Bolgrean;

Row six - Landon Luhman, Avey Schroeder, Hunter Billie, Jaxon Ernst, Jack Bredman, Zach Bredman, Ethan Hoppe, Dawson Gregg, Ayden Hauck, Nate Huesman, Kash Tuel and Brennan Steele.

Barnesville looks to build off undefeated football season after strong offseason in weight room

After a productive offseason in a makeshift weight room, Barnesville looks to build off undefeated 2020 season

Written By: [Carissa Wigginton](#) | 7:30 am, Sep. 1, 2021




North Dakota State signee Kaden Zenzen attends football practice Aug. 31, 2021, in Barnesville, Minnesota. Michael Vosburg / Forum Photo Editor

BARNESVILLE, Minn. — Around 45 players filled the track shed at Barnesville High School before the sun had fully risen Tuesday morning.

The football team has spent the offseason lifting in a small shed near the football field at the school's athletic complex as the school building undergoes construction that will remodel the high school and Atkinson Elementary School. Music poured out of the makeshift weight room on Tuesday, which is crammed with benches, squat racks and other equipment.

“We’ve got 45 kids that come in four days a week,” Barnesville head football coach Bryan Strand said. “I think that gives us a huge advantage over other teams because so many of these kids are invested. They buy into it, they take it seriously.”

Strand said Barnesville’s secret lies in the weight room. It’s where his program, a traditional power, has gotten the ingredients to build multiple section championship teams. The Trojans won four consecutive Minnesota Section 8AA titles from 2016 to 2019 and were co-section champions with Pelican Rapids last fall.



Head Coach Bryan Strand instructs the football team during practice Tuesday, Aug. 31, 2021, in Barnesville, Minnesota. Michael Vosburg / Forum Photo Editor

“We had some days where it was under 20 degrees out here, and we had about 25-30 kids,” said Strand, who enters his 17th season as head coach. “We had some heaters going. The kids were lifting in gloves because the bars were so cold.”

With a full and competitive schedule ahead of them this season, the Trojans are hoping the off-field work translates to favorable results on the field. Barnesville opens the season against West Central Area-Ashby at 7 p.m. Friday in Barrett. The Trojans throttled the Knights 41-0 last October.

Barnesville went 7-0 during last year's pandemic-altered season, which was cut short during the section tournament. Fall preparation began a long time ago for the Trojans, who train year-round.

"We're super excited. It's been a long time since we played a game, and I feel like (last week's) scrimmage got everyone excited for our first game," senior running back Cameron Heng said of Friday's season opener. "We're ready. We want to play."



The Barnesville football team has been preparing for the fall season in a small shed turned into a makeshift weight room. Photo special to The Forum

The Trojans have gone 93-18 since 2011 and made four straight state tournament appearances since 2016. They're determined to make another deep postseason run, and haven't let the high school's construction — or freezing temperatures — stop them from putting in work during the offseason.

“I think the big thing is everyone’s got a mentality of unfinished business, like, we’ve got something to do,” said Heng, who received all-section honors last year.

The Trojans lost some key pieces to graduation, but have a lot of confidence entering the season, senior tight end Kaden Zenzen said. Barnesville outscored opponents 301-98 last season and averaged 43 points per game during the undefeated campaign last fall. The Trojans have a mix of new and old faces this year.

Barnesville is without three-year starting quarterback and Minnesota Mr. Football finalist Adam Tonsfeldt, who was also a standout safety. They also lost a couple linebackers and some key offensive and defensive linemen.



Cameron Heng returns a kick during football practice Tuesday, Aug. 31, 2021, in Barnesville, Minnesota.

Michael Vosburg / Forum Photo Editor

“We have a lot of new roles and new players coming in, so this first game will be a big test,” junior linebacker Jonny Robideau said. “But we think we can replace them pretty well. We’ve got a lot of sophomores and juniors that are working hard in the weight room.”

Noah Krause, a senior, will take over as Trojans quarterback. Krause was a running back last year and served as Tonsfeldt's backup. He led the offense for one full game last fall when Tonsfeldt had to quarantine.

Krause said the program's lofty expectations remain the same, as they do every year.

"The standard is so high for us. People go out to games on Friday nights and expect us to win and perform," Krause said. "We have the same four goals every year — undefeated regular season, district championship, section title and state title."



The team runs a drill during football practice Tuesday, Aug. 31, 2021, in Barnesville, Minnesota.

Michael Vosburg / Forum Photo Editor

Barnesville was ranked No. 3 in the final Associated Press poll last fall, while the program's postseason foe, Caledonia, finished in the top spot. The Warriors, the five-time defending Class AA state champions, beat Barnesville 21-0 in the 2018 state title game and pulled off a 43-12 win in the state semifinals over the Trojans in 2019.

“We want Caledonia bad,” two-way senior lineman Travis Affield said.

The Trojans have been waiting two years for another shot at Caledonia.

“It was an intense game. You don’t forget a game like that,” Heng said.

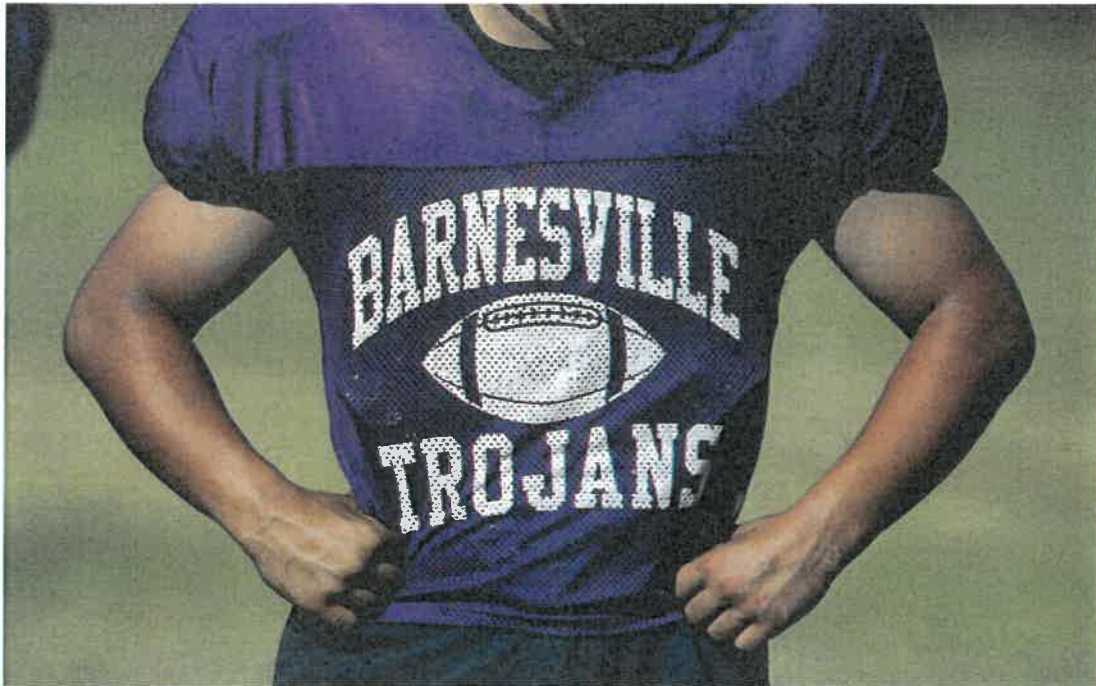


Braeden Bredman tosses a lateral pass to a teammate during football practice Tuesday, Aug. 31, 2021, in Barnesville, Minnesota. Michael Vosburg / Forum Photo Editor

The Trojans will get to play in front of full crowds at home this fall, as Barnesville has no attendance restrictions. The atmosphere should be significantly louder than last year’s games, which were limited to 250 spectators.

“It’s gonna help a lot when the game’s not going our way and we gotta get back into it,” said Zenzen, who committed to play football at North Dakota State in July.

“We’ve got the best fans in Minnesota,” Heng added. “They really get us going. That’s our energy.”



A Trojan jersey is framed by tan arms during football practice Tuesday, Aug. 31, 2021, in Barnesville, Minnesota. Michael Vosburg / Forum Photo Editor

Late Touchdown Sinks Trojans In Season Opener



Tim Wells #73, holds of a WCA Knight so John Roller #21 can get through with the ball in football season opener action.

By: Tracy Hinsz

West Central Area Knights scored a late touchdown to upend the Barnesville Trojans in the opening game of the season by the score of 14-12 on Friday, September 3.

Barnesville would catch the first break of the game as the snap on the Knights punt after their first possession was low with the Trojans taking over on WCA's 11-yard line.

It would only take a few plays for the Trojans to score their first touchdown of the 2021 football season as Noah Krause plowed in from the one-yard line. The two-point conversion was stopped giving Barnesville a 6-0 lead.

The Knights would answer right back as a long pass play moved the ball deep into Trojans territory, followed by an Anthony Sykora 33 yard touchdown run to tie the game. The conversion pass was incomplete making the score 6-6.

The Trojans would start the second quarter deep in their end before Cameron Heng took a

counter and raced 73 yards for the touchdown. The two-point conversion run by Krause was short making the score 12-6 Barnesville.

After a great defensive stand and a short punt, the Trojans were set up inside the Knights 50 yard line. They would need a fourth down pass play to keep the chains moving, before a fumble thwarted the drive.

The Trojans would once again fall short of a golden opportunity as another defensive stand and a partially blocked punt gave them the ball deep in WCA territory.

The offense would drive down to the five-yard line before a fumble ended the possession giving the Knights renewed life as the half would come to a close.

The defenses would take over for both teams in the second half until late in the fourth quarter when the Knights would complete two long passes on go routes that secured yards and a touchdown.

WCA would complete a 43-yard touchdown pass from Evan Paulson

to Torin Olson with just over a minute to play to tie the game at 12. Paulson would bulldoze in for the two-point conversion run to give the Knights a 14-12 lead. WCA's defense would not lose ground as they held Barnesville and went on to win the game.

"We played bad enough to lose, having costly mistakes at the wrong time," stated Head Coach Bryan Strand. "We turned the ball over at the four yard line right before the half and had another fumble inside the 15 yard line. If we clean those things up, we are up three scores at the half. But that is part of the game. We need to do a better job of executing.

"Defensively, I was pleased with our effort against the run, but gave up a few big plays with the pass. We have to get better at covering receivers in the passing game and provide some sort of a pass rush.

"Cameron Heng had a nice night running the ball and Jonny Robideau played a great game defensively,

while Isaac Maneval kicked the ball very well tonight.

"The kids played hard and worked hard, but we did not make the plays when we needed to. We have to come back on Monday and work that much harder and execute better.

"I still think this team can do some amazing things this year, but they are going to have to work at it and get better every week in every facet of the game."

Heng led all players with 143 yards rushing on 19 carries and a score, while adding two receptions for 21 yards. Krause would score the Trojans other touchdown, while Robideau had a fantastic game on defense netting 16 total tackles (four solo, 12 assisted) including two for loss and an interception.

Krause would add eight tackles with two for loss with Kaden Zenzen chipping in on seven tackles with three for loss and a half a sack, while Ethan Larson had six tackles with two for loss.

The Trojans would finish the game with 179 rushing yards and 21 passing for a total of 200 combined yards.

Barnesville starts the season with a record of 0-1.

Box Score	1	2	3	4	final
Barnesville	6	6	0	0	12
WCA	6	0	0	8	14

B - Krause 1-yard run (Run Failed)

W - Sykora 33-yard pass from Paulson (Pass Failed)

B - Heng 72-yard run (Run Failed)

W - Olson 43-yard pass from Paulson (Paulson Run)

Individual Statistics

Rushing:

W - NA

B - Krause 7-(-1), Heng 19-143, Larson 4-15, Bredman 8-10, Pederson 4-8, Roller 3-20

Passing:

W - NA

B - Krause 2-5-0= 21

Receiving:

W - NA

B - Heng 2-21



Braeden Bredman receives a hand-off from quarterback Noah Krause.

		Defensive Stats vs. WCA										
	Name	solo Tackles +3	Assisted Tackles +1	Tackle for loss +2	Tipped pass +1	Fumble caused +4	Fumble recovery +3	Int +5	Sack +4	Blocked Kick +5	Tackle on Kick +3	Total Points
2	Dawson Gregg										1	3
3	Aaron Baker	1	3		1							7
4	Noah Krause	1	7	2							1	17
5	Austin Pender											0
6	Zach Bredman											0
7	Hunter Blittie											0
8	Ayden Hauck											0
9	Owen Riddle											0
10	Carson Hagen											0
11	Peyton Pauna		4	1								6
12	Noah Stanford											0
14	Brodee Gray											0
15	Nathaniel Huseman											0
20	Braeden Bredman	1	3									6
21	John Roller	1										3
22	Gannon Bolgrean											0
25	Asher O'Brien											0
29	Cameron Heng	1	1		1							5
30	Andrew Pederson										1	3
32	David Spillum											0
33	Avery Schroeder											0
34	Peyton Amundson											0
35	Ryan Martinson		1									1
40	Connor Loeks											0
42	Carter Swenson											0
43	Christian Lien											0
44	Nick Robideau											0
45	Ethan Larson	1	5	2								12
50	Levi Eickenbrock											0
51	Jaxon Ernst											0
53	Austin Bolgrean											0
54	Jonny Robideau	4	12	2				1				33
56	Spencer Schumacher											0
57	Kaden Mueller											0
58	Tyler Drees											0
59	Ethan Hoppe											0
61	Michael Atteberry											0
62	Brady Dollison											0
64	Jameson Haycraft											0
65	Justin Krueger											0
66	Brennan Steele											0
67	Landon Luhman											0
70	Jordan Kroll		1	1					0.5			5
73	Tim Wells		4									4
75	Travis Affield	2	5									11
78	Atticus Olson											0
80	Tate Inniger											0
81	Jay Tschumperlin											0
82	Kaden Zenzen		7	3					0.5			15
84	Logan Yeske		3	3								9
87	Wyatt Suter		3	1								5
89	Isaac Maneval											0

Heng, Pederson Lead Trojans To Victory Over Crookston



Junior Aaron Baker eludes the grasp of a Crookston Pirate defensiveman during the Trojans home opener Friday night.

By Tracy Hinsz

After a rare regular season loss for Barnesville, the Trojans responded with a 58-0 thrashing of Crookston in their home opener for the 2021 season.

Cam Heng had another huge night with 128 yards rushing on six carries with two touchdowns, with Andrew Pederson adding 87 yards rushing on four carries and three scores to pace Barnesville, with the team finishing with 349 yards rushing on 29 carries.

Noah Krause had a good game passing as he completed five of seven passes for 106 yards and a score, while Tate Inniger finished with two catches for 38 yards and a score.

Pederson would open the scoring on the Trojans first possession of the game with a 33-yard scamper for his first touchdown. The extra point was bobbled making the score 6-0.

Braeden Bredman would net an interception to stop the Pirates first drive of the game and a few plays

later Cam Heng would score on a sweep from 11 yards out. The conversion kick was not good as Barnesville took a 12-0 lead.

The Trojans would go to the pass on their third possession of the game and finalize the drive with a 15-yard touchdown completion from Krause to Tate Inniger. The conversion pass was not successful making the score 18-0 Barnesville.

Bredman would start the second quarter with another interception and the Trojans would quickly move the ball down the field that culminated in a six yard scoring run from John Roller. Isaac Maneval would convert the extra point kick to make the score 25-0.

Heng would get the next score on a 79 yard sweep with Maneval connecting on the extra point for a 32-0 lead, while Zenzen would recover a fumble on the next possession to give the offense the ball back. A few plays later, Pederson would score on a 23-yard reverse with Maneval connecting

for his third straight PAT that made the score 39-0 as both teams went into the break.

Jonny Robideau would recover a fumble on the opening possession of the second half for the Trojan defense as they refused to give up many yards or points.

Pederson would then take a fourth down play and burst open, scoring from 28 yards out for his third score of the game. A bad snap on the extra point caused a pass play for the conversion that was not successful, giving the Trojans a 45-0 lead.

Owen Riddle would come in at quarterback in the fourth quarter and score a touchdown on a fourth down play from 26 yards out. Maneval drilled the extra point for a 52-0 lead.

With the Pirates pinned deep in their own territory, they would fumble the ball with Barnesville recovering inside the 10-yard line. The Trojans ran a play with a sure touchdown in sight when the ball



Connor Loeks, #40 gets ahold of a Crookston offensiveman as teammates Owen Riddle #9 and Brodee Gray #14 come in for the assist.

came loose. But Brennan Steele was there to fall on the ball in the end zone for the Trojans last score of the game. The two-point conversion run was not good making the score 58-0, which is how the game would end.

"I felt we played a solid game tonight," said Coach Bryan Strand. "We had more fire than last week. We improved on the things that we did not do very well last week. Overall, it was a good team win.

I thought Noah Krause played outstanding on both sides of the ball. He really led the team tonight. Andrew Pederson, Cam Heng and Braeden Bredman all ran the ball well.

Jonny Robideau was all over the field offensively and defensively. He just plays so hard and is a lot of fun to watch.

We play Pelican Rapids next week and they are playing some really good football right now. It will be a great test for us as they are well coached with some fantastic athletes. It will come down to

execution and limiting mistakes."

Kaden Zenzen had a great game on defense as he registered three sacks, added 10 tackles with four for loss, caused a fumble and recovered a fumble, while Robideau was in on 10 tackles with one for loss and also recovered a fumble.

Krause added six tackles, with two for loss and a sack, with Bredman netting four tackles and two interceptions, while Logan Yeske added seven assisted tackles with three for loss and a sack.

Ryan Martinson contributed six tackles with three for loss, with Connor Loeks adding five tackles and a fumble recovery, while Wyatt Suter added two tackles, one for loss and a fumble recovery for the Trojans.

The Trojans record now stands at 1-1 on the season.

Box Score	1	2	3	4
Crookston	0	0	0	0
0				
Barnesville	18	21	6	13
58				

B-Pederson 33-yard run (Kick Failed)

B-Heng 11-yard run (Kick Failed)

B-Inniger 15-yard pass from Krause (Pass Failed)

B-Roller 6-yard run (Maneval Kick)

B-Heng 79-yard run (Maneval Kick)

B-Pederson 23-yard run (Maneval Kick)

B-Pederson 28-yard run (Pass Failed)

B-Riddle 26-yard run (Maneval Kick)

B-Steele Fumble Recovery (Run Failed)

Individual Statistics

Rushing:

C-NA

B-Heng 6-128, Krause 3-7, Bredman 4-40, Pederson 4-87, Roller 4-17, Gregg 2-25, Loeks 1-3, Riddle 2-21, Hauck 2-11, Steele 1-10

Passing:

C-NA
B-Krause 5-7-1= 106

Receiving:
C-NA
B-Zenzen 2-47, Inniger 2-38,
Larson 1-21


Senior Kaden Zenzen had this Crookston quarterback in his sights and did not let anyone stop him. Zenzen had a great game on defense as he registered three sacks, added 10 tackles with four for loss, caused a fumble and recovered a fumble. This week the Trojans host the Pelican Rapids Vikings who are 2-0 on the season.



[illegible]

		Defensive Stats vs. Crookston 2021										
	Name	solo Tackles +3	Assisted Tackles +1	Tackle for loss +2	Tipped pass +1	Fumble caused +4	Fumble recovery +3	Int +5	Sack +4	Blocked Kick +5	Tackle on Kick +3	Total Points
2	Dawson Gregg	1									1	6
3	Aaron Baker	1	3									6
4	Noah Krause	2	1	1					1			13
5	Austin Pender											0
6	Zach Bredman											0
7	Hunter Billie											0
8	Ayden Hauck											0
9	Owen Riddle		1									1
10	Carson Hagen		1									1
11	Peyton Pauna	2						1			2	17
12	Noah Stanford											0
14	Brodee Gray	1	1								1	7
15	Nathaniel Huseman											0
20	Braeden Bredman	2	1					1			1	15
21	John Roller	2	3								2	15
22	Gannon Bolgrean											0
25	Asher O'Brien											0
29	Cameron Heng	1										3
30	Andrew Pederson	2	2								1	11
32	David Spillum											0
33	Avery Schroeder											0
34	Peyton Amundson											0
35	Ryan Martinson	1	3	1					1			12
40	Connor Loeks		2				1				1	8
42	Carter Swenson											0
43	Christian Lien		1									1
44	Nick Robideau											0
45	Ethan Larson											0
50	Levi Eickenbrock		1									1
51	Jaxon Ernst		1									1
53	Austin Bolgrean											0
54	Jonny Robideau	7	3	2			1				1	34
56	Spencer Schumacher											0
57	Kaden Mueller											0
58	Tyler Drees											0
59	Ethan Hoppe		1								1	4
61	Michael Atteberry											0
62	Brady Dollison											0
64	Jameson Haycraft											0
65	Justin Krueger											0
66	Brennan Steele	1										3
67	Landon Luhman											0
70	Jordan Kroll		1									1
73	Tim Wells	1	1	2								8
75	Travis Affield	1	2	1					1			11
78	Atticus Olson		1									1
80	Tate Inniger		1	1								3
81	Jay Tschumpertin	1	1								1	7
82	Kaden Zenzen	1	4	2		1	1		3			30
84	Logan Yeske	3	1	2					2		1	25
87	Wyatt Suter	1	1	2					1			12
89	Isaac Maneval		2									2

Trojans Defeat Pelican Rapids In 28-14 Victory



Travis Affield #75 isn't letting this ball carrier anymore yards as he takes him down. Coming to his assistance are #54 Jonny Robideau and #82 Kaden Zenzen.

By: Tracy Hinsz

Barnesville had a fantastic start to the game as Cam Heng took the opening kickoff 83 yards for a touchdown in helping the Trojans to a 28-14 victory over visiting Pelican Rapids.

In a battle of last year's section championship game that never was played due to Covid, the Pelican Rapids Vikings traveled to Barnesville with a 2-0 record to take on the Trojans.

The Trojans and Cam Heng would quickly make the score 8-0 on an 83-yard kickoff return to open the game, with Krause adding the two-point conversion run.

Barnesville would add a 20-yard touchdown pass later in the first

quarter as Krause found Heng on a beautifully thrown ball in the back of the end zone. The conversion pass failed, but the Trojans had built a quick 14-0 lead.

The Vikings would respond with a scoring drive done mostly through the air, as Tim Guler would connect with Brayden Ecker for a nine yard scoring strike on the first play of the second quarter. The two-point conversion was not good making the score 14-6.

The Vikings would take the second half kickoff all the way down the field and tie the game. Guler was the key cog using both his arm and his feet as he bulled in from one yard out. He would add the two-point conversion run to tie the game at 14.

The Trojans would answer with a drive that ended with a Braeden Bredman touchdown run of 14 yards. The two-point conversion run by Heng was good making the score 22-14 Barnesville.

The Trojans defense would get a stop and force a punt that was short, giving Barnesville great field position. A few plays later, Krause would connect with Kaden Zenzen on a 38-yard touchdown pass. The conversion run was stopped short but the Trojans now had a lead of 28-14, which is how the game would end.

"I felt we played well, but very sloppy on the offensive side of the ball," said Coach Bryan Strand. "We had too many penalties on offense

and that is not acceptable. Pelican Rapids played with energy and determination. If their quarterback, Tim Guler, does not leave the game with an injury, this comes down to the wire. He was fantastic.

Cam Heng got us started on the opening kickoff, but we left a few touchdowns on the field because of penalties. We can't continue to do that as it will come back to bite us later. In the end, we did enough to get the win and now travel to face Osakis who is also undefeated and a very good team."

Heng tallied 12 carries for 110 yards, with one reception for 18 yards and a score, while returning the opening kickoff for a touchdown. Krause ran the ball 19 times for 74 yards, while completing two passes for 56 yards and two touchdowns.

John Roller added 77 yards on seven carries, with Andrew Pederson netting 11 yards on five carries and Braeden Bredman chipping in four yards on four carries with a touchdown. Kaden Zenzen added a reception for 38 yards and a score as the team finished with 276 yards rushing and 56 yards passing for a total of 332 total yards.

Jonny Robideau led the defense with 11 tackles (five solo, six assists) with two for loss, while Zenzen added five tackles (three solo, two assists) with two for loss and two sacks.

Pederson had two solo tackles and three tackles on kicks, with Aaron Baker netting six tackles (two solo, four assists), one for loss and a fumble recovery, while Logan Yeske chipped in four tackles (two solo, two assists), one for loss and one sack.

Heng tallied three tackles (two solo, one assist), a tipped pass and



Quarterback Noah Krause looks for an open Trojan as this Pelican defender closes in on him.

two tackles on kicks, with Tim Wells adding three tackles (one solo, two assists) with two for loss and one sack, while Braeden Bredman added five tackles (two solo, three assists) with one for loss.

The Trojans record now stands at 2-1 on the season.

Box Score

	1	2	3	4	F
Pelican Rapids	0	6	8	0	14
Barnesville	14	0	8	6	28

B-Heng 83-yard kickoff return (Krause Run)

B-Heng 20-yard pass from Krause (Pass Failed)

P-Ecker 9-yard pass from Guler (Pass Failed)

P-Guler 1-yard run (Guler Run)

B-Bredman 14-yard run (Heng Run)

B-Zenzen 38-yard pass from Krause (Run Failed)

Individual Statistics

Rushing:

P - NA

B - Heng 12-110, Krause 19-74, Bredman 4-4, Pederson 5-11, Roller 7-77, Gregg 2-0

Passing:

P - NA

B - Krause 2-5-0= 56

Receiving:

P - NA

B - Zenzen 1-38, Heng 1-18



Cam Heng gets a much needed block as Jonny Robideau #54 takes this Viking defender out of the way.



Braedon Bredman grabs a hold of the Pelican Rapids ball carrier to take him down as teammates Noah Krause #4 and Jordan Kroll #70 come in to assist in the tackle.

[illegible]

		Defensive Stats vs. Pelican Rapids 2021										
	Name	solo Tackles +3	Assisted Tackles +1	Tackle for loss +2	Tipped pass +1	Fumble caused +4	Fumble recovery +3	Int +5	Sack +4	Blocked Kick +5	Tackle on Kick +3	Total Points
2	Dawson Gregg											0
3	Aaron Baker	2	4	1			1					15
4	Noah Krause		2					1				7
5	Austin Pender											0
6	Zach Bredman											0
7	Hunter Blilie											0
8	Ayden Hauck											0
9	Owen Riddle	2	1									7
10	Carson Hagen											0
11	Peyton Pauna		2									2
12	Noah Stanford											0
14	Brodee Gray	1									1	6
15	Nathaniel Huseman											0
20	Braeden Bredman	2	3	1								11
21	John Roller											0
22	Gannon Bolgrean											0
25	Asher O'Brien											0
29	Cameron Heng	2	1		1						2	14
30	Andrew Pederson	2									3	15
32	David Spillum											0
33	Avery Schroeder											0
34	Peyton Amundson											0
35	Ryan Martinson	1	2									5
40	Connor Look											0
42	Carter Swenson											0
43	Christian Lien											0
44	Nick Robideau											0
45	Ethan Larson											0
50	Levi Eickenbrock											0
51	Jaxon Ernst											0
53	Austin Bolgrean											0
54	Jonny Robideau	5	6	2								25
56	Spencer Schumacher											0
57	Kaden Mueller											0
58	Tyler Drees											0
59	Ethan Hoppe											0
61	Michael Atteberry											0
62	Brady Dollison											0
64	Jameson Haycraft											0
65	Justin Krueger											0
66	Brennan Steele											0
67	Landon Luhman											0
70	Jordan Kroll											0
73	Tim Wells	1	2	2					1			13
75	Travis Atfield	1	1									4
78	Atticus Olson											0
80	Tate Inniger											0
81	Jay Tschumperlin											0
82	Kaden Zenzen	3	2	2					2			23
84	Logan Yeske	2	2	1					1			14
87	Wyatt Suter											0
89	Isaac Maneval											0

Osakis Defeats Barnesville In Three Overtime Thriller

By: Tracy Hinsz

The Osakis SilverStreaks outlasted Barnesville on their home turf in a triple overtime classic by the score of 52-50.

Osakis would open the scoring in the first quarter with a 55-yard screen pass for a touchdown. The two point conversion run was good making the score 8-0.

Barnesville would drive the field and tally their first score on a 10-yard pass from Noah Krause to Cam Heng. Heng would add the two-point conversion run to knot the score at eight.

The SilverStreaks would answer right back using a long pass play to get into scoring position before ramming the ball into the end zone for their second touchdown of the game. The conversion run was stopped short making the score 14-8 Osakis.

Barnesville would end the first quarter with a 36-yard run from Krause and end the drive in the second quarter with an Andrew Pederson 11-yard scoring run. The PAT missed wide right making the score 14-14.

The Trojans would get their next score after driving the length of the field. Krause would take a quarterback keep 39 yards to the house. A penalty negated the two point conversion forcing Barnesville to try for the extra point kick which just missed making the score 20-14 Trojans.

Osakis would answer right back with a 39 yard touchdown pass to tie the game at 20 as the conversion run was stopped short.

Barnesville would mix the run with the pass on their next possession with Krause hooking up with tight end, Kaden Zenzen on a long pass and then the touchdown from 11 yards out at the halftime buzzer. Tate Inniger would catch the two-point conversion to give the Trojans a 28-20 lead that they took into the break.

After a turnover filled third quarter, Osakis would tie the game on a 16-yard pass and the two-point

conversion to open quarter four. Overtime looked inevitable, before a long pass play by the SilverStreaks would get the team into field goal range with two seconds remaining. But the kick was missed wide left sending the game into overtime with the score 28-28.

Osakis would get the ball first in the extra session and score a touchdown on a pass while adding the two-point conversion to take a 36-28 lead.

Barnesville would answer with a Pederson six-yard run with Heng bulldozing into the end zone for the conversion run to tie the game at 36 and sending it to overtime number two.

The SilverStreaks would get a short touchdown run on fourth down while adding the two point conversion to take a 44-36 lead in the second overtime, with Heng scoring from five-yards out for their second score, cutting the lead to two. Heng would also race into the corner of the end zone to tie the game at 44 sending both teams onto overtime number three.

Osakis would start this overtime by completing a 10-yard pass for another score while adding the two-point conversion run making the score 52-44.

The Trojans would come right back and score a touchdown on a six yard run by John Roller to cut the lead to two. However, the two-point conversion run saw the pitch fumbled with the Barnesville not reaching the end zone ending the marathon game with the SilverStreaks winning by the score of 52-50.

Krause led Barnesville with 152 yards rushing on 15 carries and a score while adding six completed passes for 112 yards and two scores. Pederson tallied 86 yards rushing on 13 carries and two scores, with Roller adding 71 yards on 11 carries and a touchdown.

Heng finished with 33 yards on seven carries and two scores with Zenzen netting four receptions for 89 yards and a touchdown.

Jonny Robideau and Zenzen led

the defense with Robideau netting 11 tackles with four solo and two for loss and two tackles on kicks with Zenzen netting nine tackles, with two solo, three for loss, two sacks and a tipped pass. Wyatt Suter had seven tackles with two for loss and a sack with Braeden Bredman chipping in eight tackles and Heng adding three tackles, a tipped pass and an interception.

"It was a game of many ups and downs," stated Coach Bryan Strand. "There was a lot of emotion by both teams. Osakis was playing for the father of senior, Chayce Meyer, who just happens to wear number 52. His father has stage four cancer and I learned Saturday morning that his dad passed away a few hours after our game concluded. His dad wore number 52 so Chayce decided to wear that number this year. Coincidentally the final score for their team ended at 52.

We made too many mistakes on this night to win the game. We moved the ball well all night and Noah Krause had his best game as a high school football player. He threw for 112 yards and two scores, while running for 152 yards and a score. He truly stepped up his play tonight.

Osakis gave up on the run early and was content on passing. We had guys in coverage and the right positions, but could not make the plays. They made some nice adjustments at halftime, as we did not score in the second half until overtime.

It was one of the best high school games I have ever been a part of, even though we came up short. We had some players step up as we were missing some players this game.

Kaden Zenzen and Jonny Robideau had outstanding games. Zenzen is showing more and more why he is headed to North Dakota State next season. When he wants to play he can completely take over a game on both sides of the ball. Jonny has been consistent all season."

The Trojans record now stands at 2-2 on the season.

Box Score

	1	2	3	4	OT
Barnesville	8	20	0	0	8
	20	T3	F		
	8	6	-	50	
Osakis	14	6	0	8	8
	20	T3	F		
	8	8	-	52	

O-#21 pass from #11 (#11 run)
 B-Heng 10-yard pass from Krause (Heng Run)
 O-#6 8-yard run (Run Failed)
 B-Pederson 11-yard run (Kick Failed)
 B-Krause 39-yard Run (Kick Failed)
 O-#9 pass from #11 (Run Failed)
 B-Zenzen 11-yard pass from Krause (Inniger pass from Krause)
 O-#21 pass from #11 (#9 pass from #11)
 O-#88 pass from #11 (#21 pass from #11)
 B-Pederson 6-yard run (Heng Run)
 O-#21 pass from #11 (Run Good)
 B-Heng 5-yard run (Heng Run)
 O-#6 pass from #11 (#11 run)
 B-Roller 6-yard run (Run Failed)

Individual Statistics

Rushing:

O - NA
 B - Heng 7-33, Krause 15-152, Bredman 5-6, Pederson 13-86, Roller 11-71, Zenzen 1-1

Passing:


O - NA
 B - Krause 6-10-2= 112

Receiving:

O - NA
 B - Zenzen 4-89, Heng 2-23




Andrew Pederson tries to evade the tackle as he runs down the field.



Justin Krueger gets into position to hike the ball.




Barnesville Trojan and the Osakis Silver Streak captions meet before the game for the coin toss.



Spencer Schumacher #56 and Ryan Martinson stand ready to begin this showdown with the Osakis Silver Steraks.



The Trojan offense band together as they head down the field.



Tate Inniger #80 is hiked the ball as #89 Isaac Maneval gets ready for the kick.

		Defensive Stats vs. Osakis 2021										
	Name	solo Tackles +3	Assisted Tackles +1	Tackle for loss +2	Tipped pass +1	Fumble caused +4	Fumble recovery +3	Int +5	Sack +4	Blocked Kick +5	Tackle on Kick +3	Total Points
2	Dawson Gregg											0
3	Aaron Baker	1										3
4	Noah Krause	1	6									9
5	Austin Pender											0
6	Zach Bredman											0
7	Hunter Blilie											0
8	Ayden Hauck											0
9	Owen Riddle	1	3									6
10	Carson Hagen											0
11	Peyton Pauna		1									1
12	Noah Stanford											0
14	Brodee Gray	1									1	6
15	Nathaniel Huseman											0
20	Braeden Bredman	4	4									16
21	John Roller											0
22	Gannon Bolgrean											0
25	Asher O'Brien											0
29	Cameron Heng	1	2		1			1				11
30	Andrew Pederson											0
32	David Spillum											0
33	Avery Schroeder											0
34	Peyton Amundson											0
35	Ryan Martinson	1	3									6
40	Connor Loeks	1	1									4
42	Carter Swenson											0
43	Christian Lien											0
44	Nick Robideau											0
45	Ethan Larson											0
50	Levi Eickenbrock											0
51	Jaxon Ernst											0
53	Austin Bolgrean											0
54	Jonny Robideau	4	7	2							2	29
56	Spencer Schumacher											0
57	Kaden Mueller											0
58	Tyler Drees											0
59	Ethan Hoppe											0
61	Michael Atteberry											0
62	Brady Dollison											0
64	Jameson Haycraft											0
65	Justin Krueger											0
66	Brennan Steele											0
67	Landon Luhman											0
70	Jordan Kroll											0
73	Tim Wells											0
75	Travis Affield		1									1
78	Atticus Olson											0
80	Tate Inniger	1										3
81	Jay Tschumperlin	2										6
82	Kaden Zenzen	2	7	3	1				2			28
84	Logan Yeske											0
87	Wyatt Suter	2	5	2					1			19
89	Isaac Maneval											0

Barnesville Trojans Crush Pillager 53-6

By: Tracy Hinsz

The Barnesville Trojans would get back to their winning ways with a dominant performance as they defeated Pillager by the score of 53-6.

The Trojans would get a turnover on the second play of the game as Connor Loeks recovered a fumble in Pillager territory. A few plays later, Andrew Pederson took the inside hand off and raced untouched 37 yards to the end zone. Cam Heng would add the extra point run giving Barnesville an 8-0 lead.

The Trojan defense would force another fumble on their next series with Aaron Baker recovering the ball on the Pillager 39 yard line. Barnesville would march the ball down the field culminating in a Noah Krause five-yard quarterback sneak. Heng would add another two-point conversion run to make the score 16-0.

Barnesville's defense would force another fumble with the Trojans recovering at the 17-yard line. John Roller would take the next hand off straight up the middle for the score, but the conversion pass was stopped making the score 22-0.

The Trojans next offensive possession ended with a Pederson 18 yard touchdown run with the conversion pass not successful that made the score 28-0 Barnesville early in the second quarter.

The Trojans would score on their next possession as Krause found Kaden Zenzen for a 65 yard touchdown pass. The conversion run was stopped short making the score 34-0 Barnesville.

Heng would score a 10 yard touchdown on the Trojan's next possession with Isaac Maneval connecting on the extra point to make the score 41-0 and the defense would end the half with another turnover as Peyton Pauna intercepted the ball to send the teams into the break.

Roller would net his second touchdown in the second half, this time from 24 yards out as the PAT was missed making the score 47-0 Barnesville. Owen Riddle would

intercept a Pillager pass on the next possession and two plays later, Conner Loeks would rumble into the end zone from 37 yards out for another Trojans touchdown. The extra point was blocked but the Trojans would have a comfortable lead of 53-0.

Pillager would finally get on the scoreboard late in the third quarter on a 5-yard run. The extra point was blocked with the score now standing at 53-6, which is how the game would end after a scoreless fourth quarter.

"The kids came out and played hard and we jumped on them early as their miscues gave us a short field," said Coach Bryan Strand. "We capitalized on many things in the first half and got all our kids in early in the third quarter. The defense played well, limiting Pillage to four yards rushing and 34 yards passing in the first half.

I was very pleased with our improvement in the penalty category this week. We played much smarter and held onto the ball. We cannot afford those mistakes if we want to be successful. It was a fun game and a great win. Now we are onto Detroit Lakes and Homecoming week. They are a great team and will test us in every facet of the game.

I grew up admiring their program as my dad was good friends with their past coaches. They have been The Program to watch in northern Minnesota for a very long time. We will work hard to get ready for them and see what happens on Friday night."

The Trojans tallied 295 yards rushing on 43 carries led by Roller's 75 yards on nine carries with two scores. Pederson added 65 yards on four carries and two scores with Zenzen netting one catch for 65 yards and a touchdown. Krause finished the game with two completions for 76 yards and a score, adding 23 yards rushing on five carries.

Zenzen led the defense with six tackles, two solo, two for loss and a sack, while Loeks had six tackles, two, solo, two for loss and a fumble

recovery. Johnny Robideau added seven tackles, two solo, two for loss and forced a fumble.

The Trojans record now stands at 3-2 on the season.

Box Score

	1	2	3	4	F
Barnesville	20	21	12	0	53
Pillager	0	0	6	0	6

B-Pederson 37-yard run (Heng Run)

B-Krause 5-yard run (Heng Run)

B-Roller 17-yard run (Pass Failed)

B-Pederson 18-yard run (Pass Failed)

B-Zenzen 65-yard pass from Krause (Run Failed)

B-Heng 10-yard run (Maneval Kick)

B-Roller 24-yard run (Kick Failed)

B-Loeks 37-yard run (Kick Failed)

P-#30 5-yard run (Kick Failed)

Individual Statistics

Rushing:

P - NA

B - Heng 8-23, Krause 5-23, B. Bredman 6-27, Pederson 4-65, Roller 9-75, Gregg 1-9, Loeks 3-49, Z. Bredman 1-0, Bolgrean 3-11, Pauna 1-9, Baker 1-(-1), Pender 1-5, Blilie 2-4

Passing:

P - NA

B - Krause 2-5-0= 76


Receiving:

P - NA

B - Zenzen 1-65, Heng 1-11




Brennen Steel #66 gets ready to hike the ball as the offensive line gets into position.




Dawson Gregg heads down the field towards the goal line as he gets some good blocks from Jack Bredman and Ryan Martinson.




The Trojan defense goes head to head with Pilliger. Peyton Amundson #34 and Jay Tschumperlin #81 stand strong.



Gannon Bolgrean runs down the turf trying to evade the Pilliger defender while his fellow teammates cheer him on.



Trojans players come on and off the field giving some the chance to rest while the others go to work.



This tackle was a team effort for the Trojans as they bring down their opponent.

		Defensive Stats vs. Pillager 2021										
	Name	solo Tackles +3	Assisted Tackles +1	Tackle for loss +2	Tipped pass +1	Fumble caused +4	Fumble recovery +3	Int +5	Sack +4	Blocked Kick +5	Tackle on Kick +3	Total Points
2	Dawson Gregg		1									1
3	Aaron Baker		1	1			1					6
4	Noah Krause		2									2
5	Austin Pender											0
6	Zach Bredman		2									2
7	Hunter Blilie											0
8	Ayden Hauck											0
9	Owen Riddle		3					1				8
10	Carson Hagen		1									1
11	Peyton Pauna		1					1				6
12	Noah Stanford											0
14	Brodee Gray	1	1									4
15	Nathaniel Huseman											0
20	Braeden Bredman	3	1		1						1	14
21	John Roller	1	1								1	7
22	Gannon Bolgrean											0
25	Asher O'Brien											0
29	Cameron Heng											0
30	Andrew Pederson											0
32	David Spillum											0
33	Avery Schroeder											0
34	Peyton Amundson		1									1
35	Ryan Martinson											0
40	Connor Loeks	2	4	2			1				1	20
42	Carter Swenson											0
43	Christian Lien											0
44	Nick Robideau											0
45	Ethan Larson											0
50	Levi Eickenbrock	1										3
51	Jaxon Ernst											0
53	Austin Bolgrean	1	2	1					1			11
54	Jonny Robideau	2	5	2		1						19
56	Spencer Schumacher											0
57	Kaden Mueller	1	2									5
58	Tyler Drees											0
59	Ethan Hoppe											0
61	Michael Atteberry											0
62	Brady Dollison		2									2
64	Jameson Haycraft											0
65	Justin Krueger											0
66	Brennan Steele		1									1
67	Landon Luhman											0
70	Jordan Kroll											0
73	Tim Wells		1									1
75	Travis Affield											0
78	Atticus Olson		1	1								3
80	Tate Inniger	1	2									5
81	Jay Tschumperlin											0
82	Kaden Zenzen	2	4	2					1		1	21
84	Logan Yeske											0
87	Wyatt Suter	1										3
89	Isaac Maneval											0

Detroit Lakes aims to stay sharp ahead of season's toughest test in Barnesville

What to expect from Barnesville as Detroit Lakes football looks for its first road win of the season.

Written By: Jared Rubado | 6:00 pm, Oct. 6, 2021



Reed Hefta (right) welcomes his defense back to the sideline after a fourth-down stand in the first quarter on Oct. 1, 2021. Hefta preached being prepared and playing sound football in this Friday's upcoming game against Barnesville. (Jared Rubado / Detroit Lakes Tribune)

If there were any concerns about how the Detroit Lakes football team would respond after a heartbreaking loss in Perham, they were put to bed before the sun went down on Friday night.

The Lakers took care of business on homecoming night against a struggling Pequot Lakes team behind four touchdowns from senior running back Christian Solberg.

"We were all kind of pumped up," Solberg said. "There was a different mindset around everyone. We knew it was time to get back to work. We have to forget about those things and keep moving on. That's all we can do."

"It feels really good to get a win on senior homecoming," Solberg said. "We have to stay hungry. It doesn't end here. We can't be content with ourselves. We just have to keep pushing on."

"Keep pushing" is the focus heading into one of the toughest games on the regular-season schedule. Barnesville has been a perennial Class AA state participant over the last decade and looks like a team that could be playing at U.S. Bank Stadium again soon.

Despite being 2-2, the Trojans' two losses are by a combined four points to two top-ten teams in Class AA. Barnesville fell to West Central Area (5-0) 14-12 in the season opener and dropped a three-overtime heartbreaker two weeks ago in Osakis (5-0) by a score of 52-50.

"They run a double tight end, power-T formation," Detroit Lakes head coach Reed Hefta said. "The key is being sound in every bit of our responsibilities. I watched their last three games. They're prepared, and they have a great quarterback. Their quarterback does a great job. They run a similar offense to what Thief River Falls runs. We have to be ready for it."



Bradly Swiers runs for a first down in the first quarter on Oct. 1, 2021 in Detroit Lakes' 32-6 win over Pequot Lakes on homecoming night. (Jared Rubado / Detroit Lakes Tribune)

Detroit Lakes is 0-2 on the road this season. However, its two most challenging games of the season were away from Mollberg field.

"We're 0-2 on the road this year," Hefta said. "That definitely comes down to coaching and how we approach the week, traveling and preparation. Regardless of what class Barnesville is in, they are a perennial championship-level team in our area. There are good teams in this area. We have to come into this knowing they're going to give us everything they've got. We have to be absolutely sound."

Both the Trojans and the Lakers are in danger of falling to 3-3. Hefta said it starts with being mentally ready if they want to knock off a loaded Barnesville team.

"We have to have high expectations as coaches," Hefta said. "We have to demand that every one of our kids, especially our leaders and seniors, comes ready to play. They're coming off of a tough game against Osakis that went to three overtimes. That's something where we need to make sure we bring our A-game. We had a great week of practice this week, but that has to be the standard."

"The key is to outwork them," Solberg said on playing Barnesville. "We know we can be more physical than them, but we need to play smart. No turnovers. We did a good job of that today with our first-team offense. We have to keep that up."

The road only gets tougher from here on out for the Lakers. They will be tested before heading into a Section 8AAAA tournament field with two of the top teams in their class in Becker and Rocori.

"We're at that point in the season where we have to be peaking," Hefta said. "We have a tough Barnesville team coming up. Then we play Park (Rapids) and (Dilworth-Glyndon-Felton) on a short week. These are tough games, and we're going to have to be physical in the box. The same goes for the playoffs too. We have two top ten teams in our section. We have to be absolutely sure that we are doing our job with relentless effort and technique."

Cam Heng Tallies Five TD's To Defeat DL Lakers

By: Tracy Hinsz

Barnesville's Cam Heng had a game for the ages as he scored five touchdowns, with four of the scores coming on the ground in his 26 carry, 221 yard effort. He also added one catch for 68 yards and another score, in helping Class AA Barnesville to defeat Class AAAA Detroit Lakes on Home Coming night by the score of 49-14.

Detroit Lakes forced a quick punt on the first possession of the game and came out with a trick play on second down with a half back pass that put them at the nine-yard line. Two plays later, Mason Carrier bulled in from the five-yard line for the game's first touchdown. The two-point conversion run was good giving the Lakers an 8-0 lead.

The Trojans would answer right back with a 68 yard pass play from Noah Krause to Cam Heng to net their first touchdown of the game. The conversion run was stopped short making the score 8-6.

The Lakers would score on their next possession with a 37-yard run from Carrier. The conversion pass was incomplete with Detroit Lakes now leading 14-6.

This is where the game was delayed for 30 minutes due to lightning and when the Trojans came back, they seemed like a new team. Heng broke off a 50 yard run to get deep into Lakers territory and the offensive line began to get a great push up front.

John Roller would take an inside trap 11 yards to pay dirt with Heng adding the conversion run to tie the game at 14, as the first quarter came to an end.

The defense would force a Lakers punt and the offense would again drive the field and punch it into the end zone as Heng scored from three yards out.

Kaden Zenzen tacked on the two-point conversion reception from Krause to take a 22-14 lead.

Barnesville's defense would get a great stop on fourth down to get the ball back to the offense, where the team drove the field and scored on

another three-yard Heng touchdown run. The conversion run was stopped short but the Trojans now had a 28-14 lead.

The defense would come up with a fumble on the next possession with Zenzen coming up with the recovery at the 36-yard line. Barnesville would march the ball down the field and score on another 3 yard run by Heng. The conversion run was stopped short of the goal line with the Trojans now leading 34-14, which they would take into halftime.

The third quarter would see one touchdown, as Andrew Pederson bulled in from one yard out with Pederson adding the two-point conversion run that made the score 42-14.

After the defense forced another Lakers fumble, the offense marched the field and scored on Heng's fifth touchdown of the game on a 22-yard run. Isaac Maneval would kick the extra point to make the score 49-14 which would be the final.

"This game was totally two different games," said Coach Bryan Strand. "One game before the lightning delay and one after. Detroit Lakes had two scoring drives for two touchdowns as they had 63 yards rushing and 59 yards passing. They had 122 total yards up to that point, but only managed 146 the rest of the game.

Defensively, it was a great team effort. The boys worked hard all week on their film prep and in our morning practices. We had our assignments and executed them perfectly.

Offensively, we got into guys. Our offensive line played very well. The way we felt they could play all season. We got off the ball and into guys. The Lakers struggled at times to find the ball. We just kept going at them. We did not have a turnover and forced three on defense.

It was a fantastic Home Coming game. We had a great crowd and they were really into the game. We raised over \$1000 for the Randy Shaver Tackle For Cancer event.

I would like to thank Nicky

Nelson and her husband for all the hard work with this event. It is a great cause.

It was also a fantastic win. I am so proud of my players and coaches for doing what many thought was impossible. Hopefully this is just what we needed and at the right time of the season."

Krause finished the game with 39 yards rushing on 13 carries, while completing 2 passes for 85 yards and a score, with Braeden Bredman netting 67 yards on seven carries. Roller added 41 yards on four carries and a touchdown, with Inniger nabbing the other reception for 17 yards.

As a team, the Trojans finished with 471 total yards of offense with 386 coming on the ground and 85 through the air.

Defensively, the Trojans were led by Jonny Robideau (8 tackles), Kaden Zenzen (7 tackles, fumble recovery), Aaron Baker (7 Tackles) and Connor Loeks (3 tackles, 2 tackles on kicks).

Barnesville's record now stands at 4-2 on the season.

Box Score

	1	2	3	4	F
Detroit Lakes	14	0	0	0	- 14
Barnesville	14	20	8	7	- 49

DL-Carrier 5-yard run (Yliniemi Run)

B-Heng 68-yard pass from Krause (Run Failed)

DL-Carrier 37-yard run (Pass Failed)

B-Roller 11-yard run (Heng Run)

B-Heng 3-yard run (Zenzen from Krause)

B-Heng 3-yard run

B-Heng 3-yard run

B-Pederson 1-yard run (Pederson Run)

B-Heng 22-yard run (Maneval Kick)

Individual Statistics

Rushing:

DL - NA

B - Heng 26-221, Krause 13-39,

B. Bredman 7-67, Pederson 5-9,
Roller 4-41, Gregg 1-4, Loeks 1-5

Passing:

DL - NA

B - Krause 2-3-0= 85

Receiving:

DL - NA


B - Heng 1-68, Inniger 1-17




Cam Heng runs toward the end zone as he evades his opponents. Coming in to give him some support are #80 Tate Inniger and #65 Justin Krueger.



Kaden Zenzen #82, John Roller #21, Dawson Gregg #2 and Aaron Baker #3 defend their turf during the match up against the Lakers.



Owen Riddle makes the catch in the air.



Logan Yeske #84 is on top of the pile in this Barnesville Trojan tackle.



John Roller #21 and Ryan Martinson #35 take down the DL Laker opponent during the Homecoming game this past Friday night.

Barnesville too much for Detroit Lakes, Heng scores five touchdowns in Trojans' homecoming win

Detroit Lakes suffers its third road loss of the season at Barnesville.

Written By: Jared Rubado | 12:27 pm, Oct. 9, 2021



Brock Okeson (left) and Jacob Ehnert (77) tackle Cameron Heng in the third quarter of Detroit Lakes' 49-14 loss to Barnesville on Oct. 8, 2021. (Jared Rubado / Detroit Lakes Tribune)

Friday night presented another fork in the road for the Detroit Lakes football team as it comes down the home stretch of the season.

The Lakers (3-3) suffered a 49-14 road loss at the hands of Barnesville (4-2), one of the best Class AA teams in the state. After gaining an early 14-6 lead, the Trojans put up 43 unanswered points in the final 41 minutes of the game.

“We have to do a better job as coaches to get our guys in position,” Detroit Lakes head coach Reed Hefta said. “What we had was what we thought was our best option. But it

wasn't, and we need to take ownership of it. We need to be more physical at the point of contact and control our gaps. They're a big, physical team. They showed that, and they got the better of us. They were the better team tonight."



Mason Carrier runs 37-yards for a touchdown in Detroit Lakes' 49-14 loss to Barnesville on Oct. 8, 2021. Carrier scored both of the Lakers' touchdowns on back-to-back drives in the first quarter. (Jared Rubado / Detroit Lakes Tribune)

Detroit Lakes came out of the gates with some pop. The Lakers forced a three-and-out on the Trojans' first drive of the game. On the Lakers' first offensive drive of the night, they pulled some tricks out of their bag to rattle the Trojan defense.

Senior running back Christian Solberg received a pitch from quarterback Bradly Swiers. Solberg dropped back to pass and found senior wide receiver Ty Jones all alone down the sideline. Sophomore running back Mason Carrier punched in the touchdown to give the Lakers an early 8-0 lead.

Barnesville responded in less than a minute. On third-and-long, quarterback Noah Krause hit a streaking Cameron Heng for a 68-yard touchdown on a play-action pass. It was the first of five touchdowns on homecoming night for Heng.



Mason Carrier (right) prepares for a hit in Detroit Lakes' 49-14 loss to Barnesville on Oct. 8, 2021. Carrier had both of Detroit Lakes' touchdowns on Friday night. (Jared Rubado / Detroit Lakes Tribune)

Detroit Lakes found an answer on its next drive in the form of a 37-yard touchdown run from Carrier. The missed two-point conversion gave the Lakers a 14-6 lead midway through the first quarter.

“You want to make sure that you establish your offense and get your team going,” Hefta said. “But when they do that clock control, it’s hard to keep things going. There were a lot of third-down plays, and whether it was the call, the alignment or whatever, we have to do a better job.”

Following the second Detroit Lakes touchdown, the game paused for nearly 45 minutes due to lightning. After the weather stoppage, the Trojans scored 20 points before the end of the first half.



Brady Swiers directs his receivers while rolling out of the pocket in the second half of Detroit Lakes' 49-14 loss to Barnesville on Oct. 8, 2021. (Jared Rubado / Detroit Lakes Tribune)

“The big thing we talked about with that is you either lose or you learn,” Hefta said of the lightning delay. “We need to be so dedicated to understanding what we can do better as coaches. The weather is something we can’t control. I thought we had all of the juice we needed. We made some adjustments, but they handled our edge.”

The second half was all Trojans. Andrew Peterson punched in a touchdown at the goal line before Heng broke off his touchdown run of the game. The Barnesville rushing attack punished the Detroit Lakes defense and scored on all but two offensive drives. While the Trojans have many weapons to turn to, Friday night belonged to Heng.

“They have so many different attacks,” Hefta said. “They ran through the C-gap all night, and we tried everything to stop it and couldn’t. They have three (running) backs and a quarterback that gives you so many different looks. They got the ball into their athlete’s hands, and he’s a heck of a player.”



Christian Solberg runs for a first down in Detroit Lakes' 49-14 loss to Barnesville on Oct. 8, 2021. (Jared Rubado / Detroit Lakes Tribune)

Detroit Lakes will aim to bounce back next Friday on the road in Park Rapids. The Panthers are 1-5 and are coming off a 38-14 loss to Pelican Rapids.

DETROIT LAKES 14 0 0 0 - 14

BARNESVILLE 14 20 8 7 - 49

SCORING- FIRST QUARTER- DETROIT LAKES- Mason Carrier 2-yard TD run, Caden Yliniemi two-point conversion good, 8-0, 3:26; BARNESVILLE- Noah Krause 68-yard TD pass to Cameron Heng, conversion no good, 8-6, 4:47; DETROIT LAKES- M. Carrier 37-yard TD run, conversion no good, 14-6, 6:47; BARNESVILLE- John Roller 11-yard TD run, Heng two-point conversion GOOD, 14-14, 8:42; SECOND QUARTER- Heng 3-yard TD run, Krause two-point conversion pass to Kaden Zenzen, 22-14, 2:43; BARNESVILLE- Heng 3-yard TD run, conversion, 28-14, 7:36; BARNESVILLE- Heng 4-yard TD run, conversion no good, 10:20, 34-14; THIRD QUARTER- BARNESVILLE- Andrew Peterson 1-yard TD run, Travis Affield conversion good, 42-14, 11:28; FOURTH QUARTER- Heng 29-yard TD run, PAT GOOD, 49-14, 3:10



Hunter Korth makes a catch and runs for a short gain in Detroit Lakes' 49-14 loss to Barnesville on Oct. 8, 2021. (Jared Rubado / Detroit Lakes Tribune)

		Defensive Stats vs. Detroit Lakes 2021										
	Name	solo Tackles +3	Assisted Tackles +1	Tackle for loss +2	Tipped pass +1	Fumble caused +4	Fumble recovery +3	Int +5	Sack +4	Blocked Kick +5	Tackle on Kick +3	Total Points
2	Dawson Gregg		2								2	8
3	Aaron Baker	3	4									13
4	Noah Krause		3	1								5
5	Austin Pender											0
6	Zach Bredman											0
7	Hunter Blilie											0
8	Ayden Hauck											0
9	Owen Riddle	1			1			1				9
10	Carson Hagen											0
11	Peyton Pauna	1										3
12	Noah Stanford											0
14	Brodee Gray	1	1								2	10
15	Nathaniel Huseman											0
20	Braeden Bredman	1	5									8
21	John Roller	1									1	6
22	Gannon Bolgrean											0
25	Asher O'Brien											0
29	Cameron Heng	1	2									5
30	Andrew Pederson											0
32	David Spillum											0
33	Avery Schroeder											0
34	Peyton Amundson		1									1
35	Ryan Martinson		1								1	4
40	Connor Loeks	2	1								2	13
42	Carter Swenson											0
43	Christian Lien											0
44	Nick Robideau											0
45	Ethan Larson											0
50	Levi Eickenbrock											0
51	Jaxon Ernst											0
53	Austin Bolgrean											0
54	Jonny Robideau	1	7	1								12
56	Spencer Schumacher											0
57	Kaden Mueller											0
58	Tyler Drees											0
59	Ethan Hoppe											0
61	Michael Atteberry											0
62	Brady Dollison											0
64	Jameson Haycraft											0
65	Justin Krueger											0
66	Brennan Steele											0
67	Landon Luhman											0
70	Jordan Kroll											0
73	Tim Wells											0
75	Travis Affield	1	5									8
78	Atticus Olson											0
80	Tate Inniger											0
81	Jay Tschumpertlin		1								1	4
82	Kaden Zenzen		7				1				1	13
84	Logan Yeske		2				1					5
87	Wyatt Suter		1									1
89	Isaac Maneval											0

Breadman's Huge Game Lifts Trojans To 42-7 Victory



Braeden Bredman #20 looks for a hole made by teammate Tim Wells #73. Bredman had the night of his carrier so far at home against the Staples-Motley Cardinals, netting 103 yards on nine carries with two touchdowns in helping the Trojans to a 42-7 victory.

By Tracy Hinsz

Braeden Bredman finally had his break out game netting 103 yards on nine carries with two touchdowns in helping the Barnesville Trojans to a 42-7 victory over Staples-Motley.

The game opened with the Trojans forcing a three and out on defense. Staples-Motley decided to roll the dice with a fake punt that was wide open, but the pass was too high giving Barnesville great field position. It would only take one play for Noah Krause to find Kaden Zenzen for a 22-yard touchdown pass. The extra point snap was high forcing an incomplete pass for a 6-0 Trojans lead.

The Trojan offense would get the ball for a second time after another turnover on downs and drive the field for another score. The big play was a Krause to John Roller 30 yard pass with Andrew Pederson adding the 3-yard touchdown run. Krause would add the conversion run for a 14-0 lead.

Barnesville's next possession saw the team drive the field again with Bredman ripping off a 15-yard touchdown run. Krause would find Tate Inniger on the conversion pass to increase their lead to 22-0 early in the second quarter.

The Trojans would get one more score just before halftime as Cam Heng reeled off a 47 yard run to get the ball to the five-yard line. Krause would find Inniger again for the touchdown pass with Isaac Maneval connecting on the PAT for a 29-0 Barnesville lead that they would take into the break.

The second half would start with a long run from Bredman to get the ball deep into Cardinal territory, before he finished the drive with his second touchdown of the game from seven yards out. The PAT snap was bobbled and the pass was knocked down, but the Trojans had managed to build their lead to 35-0.

That score would end the starters night as the substitutes would get

the reps for the rest of the game.

The Trojans would score their last touchdown of the game late in the third quarter on a Peyton Pauna 12 yard run. Maneval would connect on the PAT to make the score 42-0 Barnesville.

After Barnesville lost the ball on a fumble deep in Cardinals territory, Staples-Motley ran two plays with the last being a 61-yard touchdown pass as time expired. The PAT kick was good making the final score 42-7.

"We came out with the idea of working our passing game as well as running more of our Wing T offense," said Coach Bryan Strand. "We scored on the first play with a 22 yard pass and catch from Noah Krause to Kaden Zenzen. We had some miscues with handling our snaps and punts tonight, but our defense was outstanding. We held Staples-Motley to 16 total yards heading into the fourth quarter. They ended the game with 112 as we



Trojan senior Peyton Pauna, #11, grabs ahold of Staples-Motley Cardinal ball carrier Chandler Braith #84 and doesn't let go. The Trojans scored their last touchdown of the game late in the third quarter on Pauna's 12 yard run. The Trojans rolled over the Cardinals 42-7 at home.

gave up a 61-yard touchdown catch on the final play of the game.

We were able to do what we needed to do tonight, getting our starters out midway through the third quarter. Every player saw the field and 17 different kids carried the football on offense.

Our young guys played hard and kept their heads up. It's all about learning and getting better.

Braeden Bredman had his best game running the ball with nine carries for 103 yards and two scores. We are starting to get all our players to be threats on offense making it tough for the opposing team's defense to key in on only a few players.

We were able to get out of this game healthy and now turn our focus to Hawley. They are playing well and have one of the best defenses in the area. This should be a great game."

Barnesville finished the game with 446 total yards of offense with 340 on the ground and 106 through the air.

Zenzen led the defense with eight tackles, three tackles for loss and two sacks with Jonny Robideau adding 10 tackles with one for loss, while Owen Riddle added six tackles in the victory.

The win improves the Trojans record to 5-2 on the season.

Box Score	1	2	3	4
Staples Motley	0	0	0	7
Barnesville	14	15	13	0

B-Zenzen 22-yard pass from Krause (Pass Failed)

B-Pederson 3-yard run (Krause Run)

B-B. Bredman 15-yard run (Inniger from Krause)

B-Inniger 5-yard pass from Krause (Maneval Kick)

B-B. Bredman 7-yard run (Run Failed)

B-Pauna 12-yard run (Maneval Kick)

S-#82 61-yard pass from #5 (#54 Kick)

Individual Statistics

Rushing:

SM NA
B Heng 6-84, Krause 3-(-3), B. Bredman 9-103, Pederson 2-21, Roller 2-42, Gregg 4-22, Looks 1-34, Hauck 2-3, Z. Bredman

2-(-16), Bolgrean 1-2, Pauna 1-12, Blilie 2-6, Amundson 1-15, Schroeder 1-5, O'Brien 1-4, Nosal 1-2, Gray 1-4

Passing:

SM NA
B Krause 5-11-0= 93

Receiving:

SM NA
B Zenzen 3-58, Inniger 2-18, Roller 1-30



Junior Logan Yeske #84 takes on a couple of Cardinal defenders in an attempt to get to the ball carrier.

Offensive Stats vs Staples-Motley 2021									
RUSHING	Attempts	Yards	Average per rush	fumbles	Touchdowns		GAME STATS	Trojans	Opponent
Cameron Heng	6	84	14.0	2			First Downs	17	5
Noah Krause	3	-3	-1.0				Rushing	13	2
Ethan Larson							Passing	4	2
Braeden Bredman	9	103	11.4		2		Penalty		1
Andrew Pederson	2	21	10.5		1		Rushing Yards	340	19
John Roller	2	42	21.0				Passing Yards	106	93
Dawson Gregg	4	22	5.5				Total Offense	446	112
Connor Loeks	1	34	34.0				Turnovers	2	
Owen Riddle							Penalties		
Ayden Hauck	2	3	1.5				Number	9	2
Brennan Steele							Yards penalized	70	20
Kaden Zenzen									
Zach Bredman	2	-16	-8.0						
Gannon Boigren	1	2	2.0						
Peyton Pauna	1	12	12.0		1				
Aaron Baker									
Austin Pender									
Hunter Bille	2	6	3.0						
Payton Amundson	1	15	15.0						
Avery Schroeder	1	5	5.0						
Asher O'Brien	1	4	4.0						
Brady Nosal	1	2	2.0						
Brodie Gray	1	4	4.0						
Total yards	40	340	8.5	2	3				
Scoring	Touchdown	2pt Conv.	Xtra-pt	Field Goal	Safety	Total Points			
Cameron Heng						0			
Noah Krause		1				2			
Andrew Pederson	1					6			
John Roller						0			
Owen Riddle						0			
Brennan Steele						0			
Isaac Mantefal			2			2			
Tate Inniger	1	1				6			
Kaden Zenzen	1					6			
Braeden Bredman	2					12			
Connor Loeks						0			
Travis Affield						0			
Peyton Pauna	1					6			
						42			
PASSING	Attempts	Completions	Yards	Average Per Pass	Touchdowns	Interceptions	Passing %		
Noah Krause	11	5	93	18.6	2	0	45.5%		
Owen Riddle	1	1	13						
RECEIVING	Receptions	Yards	Avg. Per Catch	Touchdowns					
Cameron Heng									
Kaden Zenzen	3	58	19.3	1					
Tate Inniger	2	18	9.0	1					
Ethan Larson									
John Roller	1	30	30.0						
			0						
KICKING	Type of Kick	Attempts	Yards	Avg. Per Kick	Xtr PT/FG	Attempts	Made	ATT	Made
Isaac Mantefal	KO	5	197	39.4	Isaac Mantefal	2	2		0
Isaac Mantefal	Punt	1	32	32.0					
Travis Affield	KO								
Andrew Pederson	Punt								
Kaden Zenzen	KO	2	73	36.5					
RETURNS	Punt Returns Yardage	KO Returns Yardage	# Punt Returns	# KO Returns	Total Return Yards	Touchdowns			
Cameron Heng	30		1		30				
Dawson Gregg					0				
Aaron Baker					0				
Braeden Bredman					0				
Levi Eickenbrock					0				
Ryan Martinson		5		1	5				
					0				
					0				

		Defensive Stats vs. Staples-Motley 2021										
	Name	solo Tackles +3	Assisted Tackles +1	Tackle for loss +2	Tipped pass +1	Fumble caused +4	Fumble recovery +3	Int +5	Sack +4	Blocked Kick +5	Tackle on Kick +3	Total Points
2	Dawson Gregg		1									1
3	Aaron Baker	1										3
4	Noah Krause											0
5	Austin Pender											0
6	Zach Bredman											0
7	Hunter Billie											0
8	Ayden Hauck											0
9	Owen Riddle	2	2								2	14
10	Carson Hagen	1										3
11	Peyton Pauna	1										3
12	Noah Stanford											0
14	Brodee Gray		2		1							3
15	Nathaniel Huseman											0
20	Braeden Bredman	1	3									6
21	John Roller	1										3
22	Gannon Bolgrean											0
25	Asher O'Brien											0
29	Cameron Heng											0
30	Andrew Pederson											0
32	David Spillum											0
33	Avery Schroeder											0
34	Peyton Amundson											0
35	Ryan Martinson		2									2
40	Connor Loeks	1	4									7
42	Carter Swenson											0
43	Christian Lien											0
44	Nick Robideau											0
45	Ethan Larson											0
50	Levi Eickenbrock											0
51	Jaxon Ernst											0
53	Austin Bolgrean											0
54	Jonny Robideau	3	7	1								18
56	Spencer Schumacher											0
57	Kaden Mueller											0
58	Tyler Drees											0
59	Ethan Hoppe		1									1
61	Michael Atteberry											0
62	Brady Dollison		1									1
64	Jameson Haycraft											0
65	Justin Krueger		1	1					1			7
66	Brennan Steele											0
67	Landon Luhman											0
70	Jordan Kroll											0
73	Tim Wells	2		1								8
75	Travis Affield		1									1
78	Atticus Olson											0
80	Tate Inniger											0
81	Jay Tschumperlin											0
82	Kaden Zenzen	2	6	3					2			26
84	Logan Yeske		4									4
87	Wyatt Suter											0
89	Isaac Maneval											0

Heng, Krause Lead Trojans Past Hawley 28-12

By: Tracy Hinsz

The Barnesville Trojans used a balanced attack led by Cam Heng's 24 carry-174 yard rushing attack, adding one reception for 20 yards and Noah Krause's six completions in 11 attempts for 173 yards and two scores and 16 carries for 39 yards and another touchdowns, to help defeat the Hawley Nuggets by the score of 28-12.

The start of this game included a handful of miscues. Hawley punted on their first possession and the Trojans immediately fumbled on their first play. The Nuggets responded with a fumble on the next play giving the Trojans the ball back.

The wet and cold weather was already making an impact as Barnesville was having trouble holding onto the ball. The Nuggets forced another punt and the snap was high. The Trojans were not able to get the punt off and were tackled at the six-yard line.

Hawley would take two plays to score the game's first touchdown on a three yard run by Sam Burkel. The extra point was wide right making the score 6-0 Hawley.

The Trojans would finally start to show some signs of life on offense and finished off their next drive with a beautiful 41-yard touchdown pass from Noah Krause to Braeden Bredman. The conversion run was stopped short as the game was now tied at six.

As the game moved into the second quarter, the Trojans went back to the running game and drove the length of the field for their next score. The big play was a 29-yard run from Cam Heng, with Krause plowing into the end zone from the one for the touchdown. Bredman ran in the two-point conversion that made the score 14-6 Barnesville.

The Trojan defense would force a punt and the offense went back to the ground game as they drove the field again ending with a touchdown run of three yards from Heng. The two-point conversion pass was incomplete with Barnesville holding a 20-6 lead that they would take into

the halftime break.

The Trojans would score first in the second half on a 21-yard pass and catch from Krause to Kaden Zenzen. Bredman would add the two-point conversion run to make the score 28-6.

Hawley would immediately strike back with a 61-yard touchdown pass from Carson Brew to Joey Aakre. Krause would blow up the conversion run negating the score with Barnesville leading 28-12 late in the third.

Both teams would shut each other down for the rest of the game, as the final horn would sound on a Barnesville victory.

"I felt we made some early mistakes that could have been costly," said Coach Bryan Strand. "We fumbled on our first play from scrimmage, got the ball back, was forced to punt and had a bad snap that gave the Nuggets the ball at the six yard line.

We gave up a touchdown run, then scored the next 20 points to lead 20-6 at the half. Even though we had the lead, I felt we were not playing that well offensively.

We opened the second half by fumbling the kickoff, but our defense stood tall and held them on downs. We drove the field and scored again to take a 28-6 lead.

Hawley hit on a long pass play right after our score to cut the lead to 28-12. We gave up 119 total yards on the night and 61 were on that play. Both teams played evenly the rest of the game with us coming out on top.

We were a little banged up coming into the game with Logan Yeske, Aaron Baker, Spencer Schumacher and Ethan Larson out and Jonny Robideau spraining his ankle on the first offensive series of the game. He was limited in what he could do and is questionable for next week's playoff game.

I do feel we are playing well right now and we have a week to strengthen up some things. We will prepare for either Warroad or Crookston, two teams we are very

familiar with."

The Trojans finished with 414 total yards of offense with 241 on the ground and 173 through the air, while holding Hawley to 119 total yards.

Zenzen led the defense with eight tackles, three for loss and a sack, with Krause netting seven tackles, three for loss and a fumble recovery. Bredman added six tackles with one for loss, with Owen Riddle adding three tackles, two tipped passes and an interception, while Loeks added four tackles including one for loss and Heng netting five tackles to lead Barnesville.

The Trojans end the regular season with an overall record of 6-2. They will enter the playoffs as the top seed in Section 8AA and will have a bye on Tuesday's opening round of the playoffs. They will host the winner of Warroad and Crookston on Saturday, October 30 at 2:00 p.m.

Box Score

	1	2	3	4	F
Barnesville	6	14	8	0	28
Hawley	6	0	6	0	12

H-Burkel 3-yard run (Kick Failed)

B-Bredman 41-yard pass from Krause (Run Failed)

B-Krause 1-yard run (Bredman Run)

B-Heng 3-yard run (Pass Failed)

B-Zenzen 21-yard pass from Krause (Bredman Run)

H-Aakre 61-yard pass from Brew (Run Failed)

Individual Statistics

Rushing:

H - NA

B - Heng 24-174, Krause 16-39, B. Bredman 2-15, Pederson 2-7, Roller 8-6

Passing:

H - NA

B - Krause 6-11-0= 173

Receiving:

H - NA
B - Zenzen 2-57, Bredman 3-96,
Heng 1-20



Cam Heng tries to break free from his defender as he makes his way down the field.



Tim Wells #73 and Kaden Zenzen #82 hold back the Nugget ball carrier during this play.




Peyton Pauna dives to make the tackle on this Nugget ball carrier.



Quarterback Noah Krause looks for an open teammate while the offensive line keeps the Nuggets away. Left to right include #20 Braeden Bredman, #4 Noah Krause, #65 Justin Krueger and #54 Jonny Robideau.



Kaden Zenzen had a grabs the toss underneath the goal post while the Hawley defenders do their best to break up the catch.



It was head to head combat on the field with the match up of the Trojans and the Nuggets for the bragging rights for the year and the coveted Skallerud padel trophy.

FOOTBALL

Barnesville routs rival Hawley in 'Battle for Lee's Paddle'

Barnesville finished the regular season with a 28-12 win over Hawley in the "Battle for Lee's Paddle."

Written By: [Carissa Wigginton](#) | 11:30 pm, Oct. 20, 2021



Barnesville's Cameron Heng takes on Hawley's Carson Brew during Section 8AA play in Hawley on Wednesday, Oct. 20, 2021. David Samson / The Forum

HAWLEY, Minn. — Barnesville wasn't ready to give up its rivalry trophy with Hawley.

The Trojans practiced twice a day this week — before and after school — to prepare for the "Battle for Lee's Paddle."

On Wednesday night, they made sure the paddle stayed in Barnesville.

The Trojans dominated on both sides of the ball in a 28-12 win over the Nuggets at Dale Skallerud Athletic Complex in Hawley on Wednesday. It was the fifth time the teams played for Lee's Paddle, with the Trojans now winning the last three. The trophy is in

honor of Lee Eklund, a longtime Hawley teacher and coach who died from colon cancer in 2017.

“It’s the biggest rivalry we play every year and it’s always the most competitive,” Barnesville senior running back Cameron Heng said. “And now that the paddle is there, it just adds more fuel to the fire.”



Barnesville's Cameron Heng carries the rivalry paddle after the win over the Nuggets during Section 8AA play in Hawley on Wednesday, Oct. 20, 2021. David Samson / The Forum

“We’re not giving it up for a long time,” Heng added.

The teams kicked off in a steady rain with a RealFeel temperature of 36 degrees. With chilly weather throughout the game, the action heated up on the field. The Trojans pulled away after a back-and-forth start to finish the regular season at 6-2 with the 16-point win. Hawley closed out the regular season at 4-4.

“It feels great. The kids played hard,” Barnesville head coach Bryan Strand said. “We lost two games this year by two points. They’re clicking right now at the right time.”

With Wednesday’s win, the No. 7-ranked Trojans enter next week’s playoffs riding a 4-game win streak. The postseason begins next Tuesday with Section 8AA quarterfinals.



Barnesville's Justin Krueger pressures Hawley quarterback Carson Brew during Section 8AA play in Hawley on Wednesday, Oct. 20, 2021. David Samson / The Forum

“I imagine that we’ll play them again,” Strand said on Hawley. “They’re a very good team and they’re very well-coached. We made enough plays to win.”

The Trojans overcame the tough playing conditions they were dealt early in the game. They controlled the tempo as they amassed 425 yards of total offense, more than 300 more than Hawley.

Hawley went three-and-out in the opening offensive drive. Both teams fumbled on the first play of their next possessions, as elements were a factor early on. The Trojans punted away their second possession after Hawley senior Ethan Magnussen sacked Barnesville quarterback Noah Krause inside the red zone. The Nuggets recovered the

punt at the 5-yard line. Sam Burkel punched it in for a 2-yard touchdown run two plays later to put Hawley on the board first.

Barnesville answered right back on a 42-yard touchdown strike from Krause to freshman Braeden Bredman. The teams were knotted at 6 after the first quarter.



Barnesville quarterback Noah Krause turns the corner on a keeper against Hawley's Layton Leister during Section 8AA play in Hawley on Wednesday, Oct. 20, 2021. David Samson / The Forum

"It was really tough the first couple plays, but once we got going, once we got used to it, it was just fine," Krause said.

The Trojans found the end zone in both of their remaining possessions of the second half on back-to-back long drives. Krause capped an 80-yard drive with a 2-yard touchdown run early in the frame. Bredman ran in the 2-point conversion.

After Barnesville's defense forced Hawley into another 3-and-out, Heng barreled into the end zone from 5 yards out to give the Trojans a 20-6 halftime lead. Heng's score capped a 13-play drive that went 75 yards.

Heng led Barnesville's ground attack with 192 yards and a touchdown on 26 carries. The Trojans tallied 252 rushing yards Wednesday and had 16 first downs.



Barnesville's Cameron Heng is shoved out of bounds by Hawley's Derek Tibbetts after a big gain during Section 8AA play in Hawley on Wednesday, Oct. 20, 2021. David Samson / The Forum

"We ran the ball very, very well," Strand said. "But I thought we played outstanding defense. We really, really shut them down at times. The kids played hard."

Barnesville's defense gave up just three first downs Wednesday.

“I thought we just made some mistakes throughout the game and were a little sloppy at times,” Strand said. “The rain didn’t help us at all, we fumbled the ball, which we don’t do a lot.”

The Trojans fumbled on the kick return on the first play of the second half, but quickly made up for it. After forcing a quick turnover on downs, the Trojans found the end zone in their second offensive possession of the half. Krause hit senior tight end Kaden Zenzen for a 24-yard touchdown pass on fourth down. The nine-play touchdown drive put the Trojans up by three scores with less than six minutes to go in the third quarter.



Barnesville's Kaden Zenzen hauls in a touchdown reception behind Hawley's Carson Brew and Bryant Carlisle during Section 8AA play in Hawley on Wednesday, Oct. 20, 2021. David Samson / The Forum

Krause completed 6 of 11 passes for 173 yards and two scores. He also ran for 73 yards on 16 carries.

Joey Aakre hauled in a 60-yard TD reception for Hawley on the ensuing drive a minute later to cut Barnesville's lead.

Barnesville's Owen Riddle intercepted a pass by Hawley quarterback Carson Brew late in the fourth quarter to seal the win.

B 6 14 8 0—28

H 6 0 6 0—12

H — Burkel 2 run (Burkel kick failed)

B — Bredman 42 pass from Krause (run failed)

B — Krause 2 run (Bredman run)

B — Heng 5 run (pass failed)

B — Zenzen 24 pass from Krause (Bredman run)

H — Aakre 60 yard pass from Brew (run failed)



Hawley's Joey Aakre makes a juggling catch on his way to a touchdown against Barnesville's Braeden Bredman during Section 8AA play in Hawley on Wednesday, Oct. 20, 2021. David Samson / The Forum



Barnesville's Owen Riddle intercepts a pass intended for Hawley's Mason Gratton during Section 8AA play in Hawley on Wednesday, Oct. 20, 2021. David Samson / The Forum

Offensive Stats vs Hawley 2021									
RUSHING	Attempts	Yards	Average per rush	fumbles	Touchdowns		GAME STATS	Trojans	Opponent
Cameron Heng	23	182	7.9	1	1		First Downs	21	5
Noah Krause	15	46	3.1	1	1		Rushing	15	2
Ethan Larson							Passing	5	3
Braeden Bredman	7	15	2.1				Penalty	1	
Andrew Pederson	2	7	3.5				Rushing Yards	266	40
John Roller	4	6	1.5				Passing Yards	173	79
Dawson Gregg							Total Offense	429	119
Connor Loeks							Turnovers	2	2
Owen Riddle							Penalties		
Ayden Hauck							Number	2	2
Brennan Steele							Yards penalized	15	10
Kaden Zenzen									
Zach Bredman									
Gannon Bolgren									
Payton Pauma									
Aaron Baker									
Austin Pender									
Hunter Billie									
Payton Amundson									
Avery Schroeder									
Asher O'Brien									
Brady Noal									
Brodes Gray									
Total yards	51	256	5.0	2	2				
Scoring	Touchdown	2pt Conv.	Xtra-pt	Field Goal	Safety	Total Points			
Cameron Heng	1					6			
Noah Krause	1					6			
Andrew Pederson						0			
John Roller						0			
Owen Riddle						0			
Brennan Steele						0			
Isaac Mantelal						0			
Tate Inniger						0			
Kaden Zenzen	1					6			
Braeden Bredman	1	2				10			
Connor Loeks						0			
Travis Affield						0			
Payton Pauma						0			
						28			
PASSING	Attempts	Completions	Yards	Average Per Pass	Touchdowns	Interceptions	Passing %		
Noah Krause	11	6	173	28.8	2		54.5%		
Owen Riddle									
Braeden Bredman	1	0							
RECEIVING	Receptions	Yards	Avg. Per Catch	Touchdowns					
Cameron Heng									
Kaden Zenzen	2	57	28.5	1					
Tate Inniger									
Ethan Larson									
John Roller									
Braeden Bredman	4	116	29.0	1					
			0						
KICKING	Type of Kick	Attempts	Yards	Avg. Per Kick	Xtr PT/FG	Attempts	Made	ATT	Made
Isaac Mantelal	KO	5	203	40.6	Isaac Mantelal				0
Isaac Mantelal	Punt								
Travis Affield	KO								
Andrew Pederson	Punt								
Kaden Zenzen	KO								
RETURNS	Punt Returns Yardage	KO Returns Yardage	# Punt Returns	# KO Returns	Total Return Yards	Touchdowns			
Cameron Heng		45		2	45				
Dawson Gregg					0				
Aaron Baker					0				
Braeden Bredman					0				
Levi Eickentbrock					0				
Ryan Martinson					0				
Andrew Pederson		7		1	7				
					0				

		Defensive Stats vs. Hawley 2021										
	Name	solo Tackles +3	Assisted Tackles +1	Tackle for loss +2	Tipped pass +1	Fumble caused +4	Fumble recovery +3	Int +5	Sack +4	Blocked Kick +5	Tackle on Kick +3	Total Points
2	Dawson Gregg											0
3	Aaron Baker											0
4	Noah Krause	4	3	3			1					24
5	Austin Pender											0
6	Zach Bredman											0
7	Hunter Blilie											0
8	Ayden Hauck	1									1	6
9	Owen Riddle	1	2		2			1			1	15
10	Carson Hagen											0
11	Peyton Pauna	1	1									4
12	Noah Stanford											0
14	Brodee Gray											0
15	Nathaniel Huseman											0
20	Braeden Bredman	3	3	1							1	17
21	John Roller											0
22	Gannon Bolgrean											0
25	Asher O'Brien											0
29	Cameron Heng	2	3								1	12
30	Andrew Pederson											0
32	David Spillum											0
33	Avery Schroeder											0
34	Peyton Amundson											0
35	Ryan Martinson		1								1	4
40	Connor Loeks	1	2	1							2	13
42	Carter Swenson											0
43	Christian Lien											0
44	Nick Robideau											0
45	Ethan Larson											0
50	Levi Eickenbrock											0
51	Jaxon Ernst											0
53	Austin Bolgrean											0
54	Jonny Robideau	1	4	1								9
56	Spencer Schumacher											0
57	Kaden Mueller											0
58	Tyler Drees											0
59	Ethan Hoppe											0
61	Michael Atteberry											0
62	Brady Dollison											0
64	Jameson Haycraft											0
65	Justin Krueger											0
66	Brennan Steele											0
67	Landon Luhman											0
70	Jordan Kroll											0
73	Tim Wells		1									1
75	Travis Affield	1	2	1								7
78	Atticus Olson											0
80	Tate Inniger											0
81	Jay Tschumperlin		2									2
82	Kaden Zenzen	4	4	3	1				1			27
84	Logan Yeske											0
87	Wyatt Suter		2									2
89	Isaac Maneval											0

Trojans Roll To 48-14 Playoff Victory Over Warroad

The Barnesville Trojans exploded for 42 first half points in routing visiting Warroad by the score of 48-14 in their opening game of the Section 8AA playoffs.

The Trojans opened up the game with the ball and drove the field mixing the run and the pass. Cam Heng would plow into the end zone from the three-yard line for Barnesville's first score. Isaac Maneval would add the extra point for a 7-0 lead.

Warroad would immediately answer with an 88-yard kickoff return by Cole Spenst for a touchdown as he split the Trojan defenders and outraced everyone for the score. Gaabi Boucha would add the two-point conversion run to take the lead at 8-7.

Barnesville would score on their next possession as Andrew Pederson raced 33 yards untouched into the end zone. Maneval's extra point was good making the score 14-8 Trojans.

Barnesville's defense would force a turnover on downs taking the ball over at the 25-yard line. The second play on offense would see John Roller break loose up the middle and race 71 yards before getting tripped up at the four-yard line. He would take the next carry up the middle the remaining four yards for the score with Maneval adding his third extra point for a 21-8 lead.

The Trojan defense would force a turnover to start the second quarter as Owen Riddle intercepted the pass and returned it to the 27-yard line.

Barnesville would put the ball in the end zone with a 15-yard pass from Noah Krause to Kaden Zenzen. Maneval connected on the PAT to make the score 28-8.

The defense quickly forced a three and out and Heng returned the short punt deep into the Warriors territory. Ethan Larson had a big run to get the ball to the two yard line where Krause would take a quarterback keep and push into the end zone for another Trojan touchdown. Maneval would tack on the extra point to make the score 35-8 Barnesville.

A bad snap on the next punt by

Warroad saw the Trojans swarm the kicker before making the tackle at the 12-yard line. Barnesville would use only one play to find pay dirt as Heng took a sweep and raced into the end zone for another score. Maneval would finish the half six for six with the extra point that made the score 42-8.

The Trojans would add one score in the third quarter as offensive lineman Travis Affield got the call and bulled into the end zone for a touchdown. The extra point was not good making the score 48-8 Barnesville.

Warroad would add a fourth quarter score as Boucha scored on a 10-yard run. The extra point was missed making the score 48-14, which is how the game would end.

"I felt we came out and played well besides some mistakes on our kickoff team," stated Coach Bryan Strand. "We controlled the tempo in the first half and rested many of our kids in the second half. We did not turn the ball over or make any huge mistakes on offense or defense.

We played without Jonny Robideau who is our starting guard and middle linebacker, Logan Yeske our starting defensive end and Aaron Baker our starting corner. Hopefully we will get them back for next week's game. We did get back Spencer Schumacher this week and he did a great job of long snapping for us.

This is the fun time of year and we expect a great game with Pelican Rapids this week at the Fargo Dome. We had a great game with them in week three and I would expect the same. They have many weapons on the offensive side of the ball and do some good things defensively. We will need a great week of prep to get ready for them on Friday."

For the game, Barnesville finished with 414 total yards of offense with 387 yards on the ground and 27 passing. They were led by Roller's 110 yards rushing on six carries with a score, with B. Bredman adding 63 yards on 10 carries.

Defensively, the Trojans held

Warroad to 196 total yards with 139 yards on the ground and 57 through the air.

Zenzen tallied six tackles, with two for loss and a sack, with Ryan Martinson adding five tackles with three solo and a tipped pass. Larson added seven tackles with one for loss, while Riddle had three tackles, a tackle for loss and an interception.

The Trojans record now stands at 7-2 on the season. They will face Pelican Rapids on Friday, November 5 at 8 p.m. in the Fargo Dome for the Section 8AA Championship.

Box Score 1 2 3 4 F

Warroad 8 0 0 6 - 14

Barnesville 21 21 6 0 - 48

B-Heng 3-yard run (Maneval Kick)

W-Spenst 88-yard kickoff return (Boucha Run)

B-Pederson 33-yard run (Maneval Kick)

B-Roller 4-yard run (Maneval Kick)

B-Zenzen 15-yard pass from Krause (Maneval Kick)

B-Krause 2-yard run (Maneval Kick)

B-Heng 12-yard run (Maneval Kick)

B-Affield 2-yard run (Kick Failed)

W-Boucha 10-yard run (Kick Failed)

Individual Statistics

Rushing:

Warroad-N/A

Bville-Heng 5-38, Krause 5-38, Larson 2-16, B. Bredman 10-63, Pederson 4-44, Roller 6-110, Gregg 2-16, Riddle 1-4, Hauck 3-19, Zenzen 2-33, Z. Bredman 1-0, Amundson 1-6, Affield 1-2

Passing:


Warroad-N/A

Bville-Krause 3-7-0= 27

Receiving:

Warroad-N/A


Bville-Zenzen 2-14, Roller 1-13



Trojan defenders, #9 Owen Riddle, #34 Peyton Amundson and #50 Levi Eickenbrock, work together to stop a Warroad ball carrier in playoff action.



Ethan Larson, #45, gets help from the Barnesville defense to take down a Warrior running back.



The Trojan offense works to protect running back, #20 Braeden Bredman, as he looks for an opening. Team members pushing back against the Warroad defense are #70 Jordan Kroll, #29 Cameron Heng, #75 Travis Affield, #62, Brady Dollison and # 65 Justin Krueger.

Offensive Stats vs Warroad Section 2021									
RUSHING	Attempts	Yards	Average per rush	fumbles	Touchdowns		GAME STATS	Trojans	Opponent
Cameron Heng	5	38	7.6		2		First Downs	18	7
Noah Krause	5	38	7.6		1		Rushing	17	6
Ethan Larson	2	16					Passing	1	2
Braeden Bredman	10	63	6.3				Penalty		
Andrew Pederson	4	44	11.0		1		Rushing Yards	387	139
John Roller	6	110	18.3		1		Passing Yards	27	57
Dawson Gregg	3	16					Total Offense	414	196
Connor Loeks							Turnovers		1
Owen Riddle	1	4					Penalties		
Ayden Hauck	3	19					Number	2	6
Brennan Steele							Yards penalized	15	40
Kaden Zenzen	2	33							
Zach Bredman	1	0							
Gannon Bolgreen									
Peyton Pauna									
Aaron Baker									
Austin Pender									
Hunter Blille									
Peyton Amundson	1	6							
Avery Schroeder									
Asher O'Brien									
Brady Nosal									
Brodee Gray									
Travis Affield	1	2			1				
Total yards	43	387	9.0	0	6				
Scoring	Touchdown	2pt Conv.	Xtra-pt	Field Goal	Safety	Total Points			
Cameron Heng	2					12			
Noah Krause	1					6			
Andrew Pederson	1					6			
John Roller	1					6			
Owen Riddle						0			
Brennan Steele						0			
Isaac Mantelal			6			6			
Tate Inniger						0			
Kaden Zenzen	1					6			
Braeden Bredman						0			
Connor Loeks						0			
Travis Affield	1					6			
Peyton Pauna						0			
						48			
PASSING	Attempts	Completions	Yards	Average Per Pass	Touchdowns	Interceptions	Passing %		
Noah Krause	7	3	27	9.0	1		42.9%		
Owen Riddle									
Braeden Bredman									
RECEIVING	Receptions	Yards	Avg. Per Catch	Touchdowns					
Cameron Heng									
Kaden Zenzen	2	14	7.0	1					
Tate Inniger									
Ethan Larson									
John Roller	1	13	13.0						
Braeden Bredman									
			0						
KICKING	Type of Kick	Attempts	Yards	Avg. Per Kick	Xtr PT/FG	Attempts	Made	ATT	Made
Isaac Mantelal	KO	1	46	46.0	Isaac Mantelal	7	6		0
Isaac Mantelal	Punt								
Travis Affield	KO								
Andrew Pederson	Punt								
Kaden Zenzen	KO	7	299	42.7					
RETURNS	Punt Returns Yardage	KO Returns Yardage	# Punt Returns	# KO Returns	Total Return Yards	Touchdowns			
Cameron Heng	14	12	1	1	26				
Dawson Gregg					0				
Aaron Baker					0				
Braeden Bredman					0				
Levi Elckenbrock					0				
Ryan Martinson		1		1	1				
Andrew Pederson					0				
Kaden Zenzen		12		1	12				

Defensive Stats vs. Warroad Section Semi-finals 2021												
	Name	solo Tackles +3	Assisted Tackles +1	Tackle for loss +2	Tipped pass +1	Fumble caused +4	Fumble recovery +3	Int +5	Sack +4	Blocked Kick +5	Tackle on Kick +3	Total Points
2	Dawson Gregg											0
3	Aaron Baker											0
4	Noah Krause	1	2	2								9
5	Austin Pender											0
6	Zach Bredman											0
7	Hunter Blille											0
8	Ayden Hauck											0
9	Owen Riddle	1	2	1				1				12
10	Carson Hagen	1										3
11	Peyton Pauna		2								1	5
12	Noah Stanford											0
14	Brodee Gray	1										3
15	Nathaniel Huseman											0
20	Braeden Bredman	1	2									5
21	John Roller											0
22	Gannon Bolgrean											0
25	Asher O'Brien		1									1
29	Cameron Heng											0
30	Andrew Pederson	2									1	9
32	David Spillum											0
33	Avery Schroeder											0
34	Peyton Amundson		2								1	5
35	Ryan Martinson	3	2	1							1	16
40	Connor Loeks	1	2		1							6
42	Carter Swenson											0
43	Christian Lien											0
44	Nick Robideau	1	2									5
45	Ethan Larson	2	5	1								13
50	Levi Eickenbrock	2	2									8
51	Jaxon Ernst		1									1
53	Austin Bolgrean											0
54	Jonny Robideau											0
56	Spencer Schumacher											0
57	Kaden Mueller											0
58	Tyler Drees											0
59	Ethan Hoppe											0
61	Michael Atteberry											0
62	Brady Dollison	1	3									6
64	Jameson Haycraft											0
65	Justin Krueger		2									2
66	Brennan Steele		1									1
67	Landon Luhman											0
70	Jordan Kroll											0
73	Tim Wells		2	1								4
75	Travis Affield		4									4
78	Atticus Olson											0
80	Tate Inniger		3									3
81	Jay Tschumperlin											0
82	Kaden Zenzen	1	5	2					1			16
84	Logan Yeske											0
87	Wyatt Suter		3									3
89	Isaac Maneval		1									1

Trojans Headed To State...

By: Tracy Hinsz

The Barnesville Trojans went back to what they do best to take control of the Section 8AA Championship game after falling behind earlier. They leaned on running the ball, as they tallied 276 yards on 47 carries and three touchdowns, while playing great defense, in defeating Pelican Rapids by the score of 36-16.

The game opened with a scoreless first quarter as both teams were feeling each other out on the fast Fargo Dome surface. The second quarter saw Pelican Rapids mix the run and the pass in scoring the game's first touchdown. Quarterback, Tim Guler completed a 10-yard pass to Carson McNeal and the conversion pass to Peyton Blakeway for an 8-0 lead.

Barnesville's offense also woke up and answered with a bruising run of 10 yards from quarterback, Noah Krause, who also added the two-point conversion run to tie the game at eight, which seemed to energize the Trojans team and their fans.

Braeden Bredman would net an interception on the next possession to get the Trojans the ball back. They would proceed to drive the short field and add a 10-yard touchdown pass from Krause to Kaden Zenzen to take the lead with the conversion pass failing making the score 14-8.

The Trojan defense started to control the game and got the ball back to the offense one more time before the half was done. The offense drove down the field before being stopped close the goal line. Isaac Maneval would crush a 21-yard field goal to make the score 17-8 Barnesville at the half.

"I thought we controlled the game after we tied the score as our defense settled into our scheme and the entire unit played lights out," said Coach Bryan Strand. "We played with passion and a high pace most of the night. Going in at half up 17-8 was a huge confidence boost to our players after falling behind early."

The third quarter saw Barnesville continue to do what brought them success in the first half. Andrew Pederson would break off a 52-yard touchdown run with Heng adding the two-point conversion to make the score 25-8.

The Trojan defense would net another interception as Krause snag an errant pass and returned it to the Vikings 19 yard line. A few plays later, Heng would add a seven-yard touchdown and another conversion run to increase their lead to 33-8, which is how the quarter would end.

Barnesville would tack on another field goal to start the fourth with Maneval drilling a 27-yarder for a 36-8 lead. Pelican Rapids would add the last score of the night on a 29-yard touchdown pass from Guler to Blakeway with Guler finding Brayden Ecker for the two-point conversion that made the score 36-16 as the game would come to an end.

"It was great to be back in the Fargo Dome and playing this game in such a fantastic environment, as last year's game was cancelled due to Covid," said Strand.

"Pelican Rapids is an outstanding team and Eli and Ryan Beachy have done an amazing job with this group this year. Timmy Guler is an amazing athlete, who is going to do some great things yet in his high school career.

After a scoreless first quarter, both teams really came to life in the second. Our defense was phenomenal after they scored their first touchdown and offensively, coordinator Phil Trowbridge called a very good game.

They were doing a few things early to confuse our guys up front, but once we got that under control, the line really took over. We are fairly strong, spending countless hours in the weight room and to me that showed up tonight.

The front seven opened up nice holes and the backs ran extremely hard. We didn't need to throw much because our running game got going.

We made a pair of field goals as Isaac Maneval connected with two good kicks, something we had not done all year. We needed those points to gain some separation so that was huge. Spencer Schumacher had great snaps and Tate Inniger has sure hands and put the ball down for Isaac to make the kicks. He drilled both of them.

It was fun to see the boys celebrating on the field after the

game, something that was missed from last year. So many smiles and excitement as they realized they got the job done.

We have a short week this week as we prepare for our Thursday game in Alexandria against Eden Valley-Watkins. I have watched them on film and they are very good. They have good size and speed and can run and pass. We will keep after it this week and see how far we can go. We want to make it back to US Bank Stadium so it will take a great few days of practice to get us ready."

Pederson led Barnesville with 79 yards rushing on five carries and one score, with Heng adding 77 yards on 11 carries and a touchdown. John Roller tallied 56 yards rushing on eight carries with Krause netting 54 yards on 16 carries and a score, while completing one pass for 10 yards and touchdown. Zenzen was the recipient of that touchdown pass.

Braeden Bredman had a tremendous defensive game as he tallied nine tackles with six solo, had two interceptions, caused a fumble and recovered a fumble as well.

Zenzen added eight tackles with two for loss and two sacks, with Jonny Robideau returning from an injury netting 12 tackles, one for loss and a sack. Connor Loeks chipped in seven tackles and three tackles on kicks, with Wyatt Suter adding five tackles, one for loss and two sacks.

Heng chipped in four tackles and an interception, with Ethan Larson netting six tackles and Inniger adding two tackles, one for loss and a sack to lead the Trojan defense as they held Pelican Rapids to 179 total yards with 50 on the ground and 129 through the air.

The Trojans improved their record to 8-2 on the season and will travel to Alexandria on Thursday, November 11 to take on Eden Valley Watkins at 7:00 p.m.

Box Score

	1	2	3	4	F
Pelican Rapids	8	0	0	6	14
Barnesville	21	21	6	0	48

P-McNeal 10-yard pass from Guler (Blakeway pass from Guler)

B-Krause 10-yard run (Krause Run)

B-Zenzen 10-yard pass from Krause (Pass Failed)
 B-Maneval 21-yard field goal
 B-Pederson 52-yard run (Heng Run)
 B-Heng 7-yard run (Heng Run)
 B-Maneval 27-yard field goal
 P-Blakeway 29-yard pass from Guler (Ecker pass from Guler)

Individual Statistics

Rushing:

P - NA
 B - Heng 11-77, Krause 16-54, B. Bredman 4-7, Pederson 5-79, Roller 8-56, Gregg 1-2, Riddle 2-1

Passing:


P - NA
 B - Krause 1-3-0= 10

Receiving:


P - NA
 B - Zenzen 1-10

The Barnesville Trojans Football team and their coaches take time after the game to take a photo with their section trophy. Next stop will have the Trojans traveling to Alexandria Thursday, November 11 to take on Eden Valley Watkins at 7:00 p.m.





Let the game begin! Lineman Justin Krueger prepares to put the ball into play as the offense line gets in formation.



Quarterback Noah Krause passes the ball to Running Back Braedon Bredman.



Connor Loeks #40 and #14 Brodee Gray take care of the Viking ball carrier.



Ball carrier #9 Owen Riddle keeps close to #8 Ayden Hauck as he clears the way down the turf.

Offensive Stats vs Pelican Rapids Section Final 2021									
RUSHING	Attempts	Yards	Average per rush	fumbles	Touchdowns		GAME STATS	Trojans	Opponent
Cameron Heng	11	77	7.0		1		First Downs	10	12
Noah Krause	16	54	3.4		1		Rushing	9	7
Ethan Larson							Passing		4
Braeden Bredman	4	7	1.8				Penalty	1	1
Andrew Pederson	5	79	15.8		1		Rushing Yards	276	50
John Roller	8	56	7.0				Passing Yards	10	206
Dawson Gregg	1	2					Total Offense	286	256
Connor Loeks							Turnovers	0	5
Owen Riddle	2	1					Penalties		
Ayden Hauck							Number	11	9
Brennan Steele							Yards penalized	90	75
Kaden Zenzen									
Zach Bredman									
Gannon Bolgrean									
Peyton Pauna									
Aaron Baker									
Austin Pender									
Hunter Bille									
Peyton Amundson									
Avery Schroeder									
Asher O'Brien									
Brady Nosal									
Brodie Gray									
Travis Affeld									
Total yards	47	276	5.9	0	3				
Scoring	Touchdown	2pt Conv.	Xtra-pt	Field Goal	Safety	Total Points			
Cameron Heng	1	2				10			
Noah Krause	1	1				8			
Andrew Pederson	1					6			
John Roller						0			*
Owen Riddle						0			
Brennan Steele						0			
Isaac Mantefal				2		6			
Tate Inniger						0			
Kaden Zenzen	1					6			
Braeden Bredman						0			
Connor Loeks						0			
Travis Affeld						0			
Peyton Pauna						0			
						36			
PASSING	Attempts	Completions	Yards	Average Per Pass	Touchdowns	Interceptions	Passing %		
Noah Krause	3	1	10	10.0	1		33.3%		
Owen Riddle									
Braeden Bredman									
RECEIVING	Receptions	Yards	Avg. Per Catch	Touchdowns					
Cameron Heng									
Kaden Zenzen	1	10	10.0	1					
Tate Inniger									
Ethan Larson									
John Roller									
Braeden Bredman									
			0				XTR Point	FQ	
KICKING	Type of Kick	Attempts	Yards	Avg. Per Kick	Xtr PT/PQ	Attempts	Made	ATT	Made
Isaac Mantefal	KO	1	43	43.0	Isaac Mantefal			2	2
Isaac Mantefal	Punt								
Travis Affeld	KO								
Andrew Pederson	Punt	5	187	37.4					
Kaden Zenzen	KO	6	271	45.2					
RETURNS	Punt Returns Yardage	KO Returns Yardage	# Punt Returns	# KO Returns	Total Return Yards	Touchdowns			
Cameron Heng		48		2	48				
Dawson Gregg									
Aaron Baker									
Braeden Bredman									
Levi Eickenbrock									
Ryan Martinson									
Andrew Pederson									
Kaden Zenzen									

		Defensive Stats vs. Pelican Rapids Section Championship 2021										
	Name	solo Tackles +3	Assisted Tackles +1	Tackle for loss +2	Tipped pass +1	Fumble caused +4	Fumble recovery +3	Int +5	Sack +4	Blocked Kick +5	Tackle on Kick +3	Total Points
2	Dawson Gregg											0
3	Aaron Baker											0
4	Noah Krause		3					1				8
5	Austin Pender											0
6	Zach Bredman											0
7	Hunter Blilie											0
8	Ayden Hauck											0
9	Owen Riddle	1	1									4
10	Carson Hagen											0
11	Peyton Pauna	2	3									9
12	Noah Stanford											0
14	Brodee Gray		1								1	4
15	Nathaniel Huseman											0
20	Braeden Bredman	6	3		1	1	1	2				39
21	John Roller											0
22	Gannon Bolgrean											0
25	Asher O'Brien											0
29	Cameron Heng	3	1					1				15
30	Andrew Pederson											0
32	David Spillum											0
33	Avery Schroeder											0
34	Peyton Amundson											0
35	Ryan Martinson		1									1
40	Connor Loeks	2	5								3	20
42	Carter Swenson											0
43	Christian Lien											0
44	Nick Robideau											0
45	Ethan Larson	2	4								1	13
50	Levi Eickenbrock	1	1	1								6
51	Jaxon Ernst											0
53	Austin Bolgrean											0
54	Jonny Robideau	3	9	1					1			24
56	Spencer Schumacher											0
57	Kaden Mueller											0
58	Tyler Drees											0
59	Ethan Hoppe											0
61	Michael Atteberry											0
62	Brady Dollison		1	1								3
64	Jameson Haycraft											0
65	Justin Krueger		1									1
66	Brennan Steele											0
67	Landon Luhman											0
70	Jordan Kroll	1	1									4
73	Tim Wells		1									1
75	Travis Affield		2									2
78	Atticus Olson											0
80	Tate Inniger	1	1	1					1			10
81	Jay Tschumperlin											0
82	Kaden Zenzen	3	5	2					2			26
84	Logan Yeske											0
87	Wyatt Suter	1	4	1					2			17
89	Isaac Maneval											0

Krause And Heng Lead Trojans Back To US Bank Stadium

By: Tracy Hinsz

Barnesville used a physical running attack mixed in with some timely passes, along with a stifling defense to defeat Eden Valley-Watkins in the quarterfinals of the state Class AA football playoffs by the score of 34-20.

The Eagles won the toss and elected to receive. The Trojan defense was ready for the challenge and forced a punt. The offense took over and set the tone for the entire game on a drive that ended up without any points.

Barnesville would start on their 23 yard line and use a 16 play drive that saw them stopped inches short of a first down at the three, but use up most of the first quarter.

After a three and out defensive stop, the Eagles went for a fake punt at their own eight-yard line and managed to just get past the first down marker. With momentum on their side, the Trojans would snatch that away a few plays later as they forced a fumble that was recovered by defensive back, Braeden Bredman at the 23-yard line of EV-W.

Barnesville would continue to dial up the running game before calling a pass play on third down at the five-yard line. Noah Krause would hit NDSU commit Kaden Zenzen for the touchdown pass, the first of his three passing scores, to take a 6-0 lead. Bredman would tally the two-point conversion run that made the score 8-0.

The Eagles would score a touchdown on their next possession thanks to a long pass play that was ruled in bounds getting them into scoring range. They would end the drive with a 20-yard scoring run from Gavin Mathies. The Trojan defense would stop the conversion pass to keep Barnesville in the lead at 8-6.

The Eagles would get the ball back and go for the home run ball, only to see it tipped up and

intercepted by Heng at the 10-yard line. He would return it out to the 37 before being tackled with just over a minute to play in the half.

Krause would take the first play 33 yards down to the 30-yard line to get into scoring territory. Barnesville would use 10 plays before scoring a touchdown on a one-yard Krause run just before the half would end. The conversion run failed making the score 14-6 for the Trojans at the half.

Barnesville would get the ball to start the second half and drive it down the field and into the end zone. Heng would take the final carry 13 yards for the score and add the two-point conversion run to make the score 22-6 in favor of the Trojans.

The defense would force a three and out punt and the offense took over on their own 47 yard line. Krause converted a fourth down with a short run and then connected with Zenzen on a 35-yard touchdown pass for Barnesville's second score of the half. The conversion run was stopped short, but the Trojans had a comfortable 28-6 lead late in the third quarter.

The Eagles would put together their best drive since their first score, mixing the run and the pass. The Trojan defense would not make it easy, but EV-W finally scored on a one yard run on fourth down. They would add the two-point conversion to cut the lead to 28-14.

Barnesville would recover the onside kick and looked to have things under control until an untimely fumble recovered by Eden Valley-Watkins changed momentum with six minutes to play in the game.

With the ball at their 46-yard line, the Warriors utilized the pass to move the ball down the field. A tipped pass that ended up being caught was the big play of the drive. The Warriors quarterback completed the last two passes under great pressure with the last pass being a three-yard

touchdown. The defense stopped the two-point conversion, but the score was now 28-20 Barnesville with less than five minutes to play in the game.

After the kickoff went out of bounds, the Trojans first play was called back for holding. The second play was stopped at the line of scrimmage and the momentum had clearly swung to Eden Valley-Watkins.

But Barnesville had a trick up their sleeve and called a pass play where Krause rolled to his right and found Heng on the backside wide open. Heng secured the catch and then out raced four defenders all the way to the end zone for a 75-yard touchdown that would end any hopes for the Warriors. The conversion pass was incomplete, but the score was now 34-20 Barnesville.

The Trojan defense would force a fumble that was recovered by Ethan Larson to end any threat allowing Barnesville to run out the clock on a 34-20 victory sending them back to US Bank Stadium.

"We had one of the best weeks of prep ever and the kids showed that in this game," said Coach Bryan Strand. "We played hard and played fast against a very good Eden Valley-Watkins team. I felt we were on top and in control the entire game.

"I thought we did a fantastic job against their run and the wind helped us in the passing game making it difficult to pass. We played very physical and our strength really showed.

"Our offensive line created gaps for our backs to get yards and control the clock. Travis Affield and Kaden Zenzen really elevated their game and controlled the line of scrimmage.

"Defensively, I felt the entire unit shined. Jonny Robideau was involved in every running play, either with the tackle or forcing the runner to change directions and

allowing others to make the tackles.

Our defensive backs really had good coverage most of the night as we mixed things up between zone and man coverage.

We now match up against Chatfield who just beat Minneapolis North, the number one ranked team in the QRF, by the score of 50-20. We are excited for this matchup and to be going back to US Bank Stadium. This should be an exciting week," concluded Coach Strand.

Krause would finish the game with 110 yards passing on three completions and three touchdowns, while adding 96 yards rushing and one score.

Heng added 123 yards rushing and a touchdown with one reception for 75 yards and another score, while Zenzen tallied two receptions for two touchdowns covering 40 yards.

Robideau led the defense with 12 total tackles and a fumble caused, with Connor Loeks adding eight tackles and a fumble caused.

Bredman finished the game with six tackles and a fumble recovery, with Larson netting seven tackles and a fumble recovery, while Heng added two tackles, four tipped passes and an interception.

The Trojans finished the game with 399 yards of offense with 284 on the ground, while the defense held the Warriors to 223 total yards of offense.

The victory improves Barnesville's record to 9-2 on the season. They will face Chatfield on Thursday, November 18 at 2:00 p.m. at US Bank Stadium in Minneapolis.

Box Score

	1	2	3	4	F
Barnesville	0	14	14	6	34
EV-W	0	6	0	14	20

B-Zenzen 6-yard pass from Krause (Bredman Run)

E-Mathies 20-yard run (Pass Failed)

B-Krause 1-yard run (Run Failed)
B-Heng 13-yard run (Heng Run)
B-Zenzen 34-yard pass from Krause (Run Failed)
E-Nieman 2-yard run (Nistler Run)

E-Mathies 3-yard pass from Nistler (Run Failed)

B-Heng 75-yard pass from Krause (Pass Failed)

Individual Statistics

Rushing:

E - NA

B - Heng 19-123, Krause 16-96, B. Bredman 8-35, Pederson 1-7, Roller 5-23

Passing:


E - NA

B - Krause 3-5-0= 110

Receiving:

E - NA


B - Zenzen 2-40, Heng 1-75




The Trojans will play at US Bank Stadium as they secure the win against the Eden Valley-Watkins Eagles.




Ball carrier Braedon Bredman can see a touchdown in his future as Travis Affield #75 takes the Eagle defensive player down.




It was a battle between wills on the field as Jonny Robideau #54 and Travis Affield push back the offense.



Cameron Heng #29 makes his way down the field as his teammates clear the way.



Kaden Zenzen watches the ball come down as he stands in the end zone.



It's all about team work for this Trojan defense as the make sure the Eagles don't get any yards on this play.



Owen Riddle grabs this toss in the air.

Offensive Stats vs State QuarterFinal vs Eden Valley Watkins 2021									
RUSHING	Attempts	Yards	Average per rush	fumbles	Touchdowns		GAME STATS	Trojans	Opponent
Cameron Heng	19	123	6.5		1		First Downs	18	10
Noah Krause	16	96	6.0		1		Rushing	15	8
Ethan Larson							Passing		3
Braeden Bredman	8	35	4.4				Penalty		1
Andrew Pederson	1	7	7.0				Rushing Yards	284	130
John Roller	5	23	4.6				Passing Yards	115	93
Dawson Gregg							Total Offense	399	223
Connor Loeks							Turnovers	1	3
Owen Riddle							Penalties		
Ayden Hauk							Number	4	1
Brennan Steele							Yards penalized	30	10
Kaden Zenzen									
Zach Bredman									
Gannon Bolgrien									
Peyton Pauna									
Aaron Baker									
Austin Pender									
Hunter Billie									
Peyton Amundson									
Avery Schroeder									
Asher O'Brien									
Brady Nosal									
Brodie Gray									
Travis Affield									
Total yards	49	284	5.8	0	2				
Scoring	Touchdown	2pt Conv.	Xtra-pt	Field Goal	Safety	Total Points			
Cameron Heng	2	1				14			
Noah Krause	1					6			
Andrew Pederson						0			
John Roller						0			
Owen Riddle						0			
Brennan Steele						0			
Isaac Mantelal						0			
Tate Inniger						0			
Kaden Zenzen	2					12			
Braeden Bredman		1				2			
Connor Loeks						0			
Travis Affield						0			
Peyton Pauna						0			
						34			
PASSING	Attempts	Completions	Yards	Average Per Pass	Touchdowns	Interceptions	Passing %		
Noah Krause	5	3	115	38.3	3		60.0%		
Owen Riddle									
Braeden Bredman									
RECEIVING	Receptions	Yards	Avg. Per Catch	Touchdowns					
Cameron Heng	1	75		1					
Kaden Zenzen	2	40	20.0	2					
Tate Inniger									
Ethan Larson									
John Roller									
Braeden Bredman									
			0					XTR Point	FG
KICKING	Type of Kick	Attempts	Yards	Avg. Per Kick	Xtr PT/FG	Attempts	Made	ATT	Made
Isaac Mantelal	KO				Isaac Mantelal				
Isaac Mantelal	Punt								
Travis Affield	KO								
Andrew Pederson	Punt	1	34	34.0					
Kaden Zenzen	KO	6	285	47.5					
RETURNS	Punt Returns Yardage	KO Returns Yardage	# Punt Returns	# KO Returns	Total Return Yards	Touchdowns			
Cameron Heng		13		1	13				
Dawson Gregg									
Aaron Baker									
Braeden Bredman									
Levi Eickenbrock									
Ryan Martinson									
Andrew Pederson									
Kaden Zenzen									

[illegible]

Barnesville turns regular-season loss tears into motivation for run to MN state football semifinals

Barnesville enters the state football semifinals on a seven-game winning streak.

Written By: [Eric Peterson](#) | 7:00 am, Nov. 17, 2021



Barnesville running back Cameron Heng has rushed for nearly 1,200 yards heading into the Minnesota Class AA state semifinals. David Samson / The Forum

BARNESVILLE, Minn. — Barnesville Trojans head football coach Bryan Strand felt how much his players cared after a dramatic triple-overtime loss to Osakis midway through the regular season.

“They were crying on the field after the game,” said Strand, who is in his 17th season with the Trojans. “It wasn’t just one or two.”

That proved to be a turning-point moment for Barnesville, which hasn’t lost since.

“We don’t want that comfort level of being OK with losing,” Strand said. “They didn’t want to have that feeling again. I think they said, ‘No, we’re not going to lose.’”

The Trojans (9-2) have won seven consecutive games heading into the Minnesota Class AA state semifinals. Barnesville plays Chatfield (11-1) at 2 p.m. Thursday, Nov. 18, at U.S. Bank Stadium in Minneapolis.



Barnesville's Kaden Zenzen hauls in a touchdown reception behind Hawley's Carson Brew and Bryant Carlisle during Section 8AA play in Hawley on Wednesday, Oct. 20, 2021. David Samson / The Forum

The Trojans have advanced to the state semifinals three times in the past four seasons, including a state title game appearance in 2018. The playoffs were halted during the section playoffs last season due to the coronavirus pandemic.

“It makes you that much more hungry because it’s unfinished business with a bunch of guys who didn’t get a chance to finish the season so you want to do it for yourself, but also for them,” said Barnesville senior running back Cameron Heng, who has rushed for 1,181 yards and 14 touchdowns on 143 attempts.

The Trojans had a 2-2 record after the Osakis loss.

“It kind of made us realize that none of these games are going to come easy,” Heng said.

“We’ve got to put in the work every week if we want to get the results. We don’t lose very many games and it was also a very high-stakes game since they (Osakis) were ranked so high. When we came out with a loss, a lot of people took it really hard.”

Heng is a three-year starter on defense and two-year starter on offense for the Trojans. He’s been part of multiple games at U.S. Bank Stadium during his prep career along with senior defensive end and tight end Kaden Zenzen. Zenzen is a three-year starter on offense and two-year defensive starter for Barnesville.

Zenzen also roamed the sidelines for Barnesville state playoff games at U.S. Bank Stadium as a student manager before he became a varsity player.

“The experience of going to U.S. Bank Stadium and playing with your buddies and your friends, it’s unreal. It’s an unreal experience,” said Zenzen, who has committed to play football at North Dakota State. “Even since I was managing, it’s been crazy wanting to get back there and play there. It’s so much fun.”

Zenzen said a 49-14 victory against Detroit Lakes, a traditionally strong Class 4A program, was also an important confidence booster for Barnesville during the regular season.

“The confidence our kids got from that game was second to none,” Strand added.



Chatfield's Sam Backer has rushed for nearly 2,300 yards and 38 touchdowns heading into the Minnesota Class AA state football semifinals against Barnesville. Traci Westcott / Forum News Service

Chatfield quarterback Sam Backer, who started the season at running back, is a dynamic runner who leads an explosive offense. The Gophers have won 11 consecutive games and scored at least 40 points in seven of their past eight games. Chatfield cruised to a 50-20 victory against Minneapolis North in the state quarterfinals.

The 5-foot-11, 195-pound Backer rushed for 237 yards and six touchdowns on 21 attempts and added a TD pass against North. He has rushed for 2,297 yards and 38 touchdowns this season, averaging 10.4 yards per attempt.

"They probably have one of the best tailbacks in the state," Strand said. "He's everything for them. He's good. We've got to find a way to corral him. ... He's hands down the best one we've seen."

The 6-foot-4, 205-pound Zenzen is one of the key defensive players for the Trojans in trying to contain Backer. Zenzen has 14.5 sacks and 22 tackles for a loss.

“He disrupts so much,” Strand said. “He’s a beast. Zenzen has just played tougher and tougher and tougher every game.”

Zenzen also has 18 catches for 418 yards and nine touchdowns. Barnesville senior quarterback Noah Krause has completed 37 of 72 passes for 874 yards and 16 touchdowns with three interceptions.

“I think their focus has been fantastic, they’re working hard at it,” Strand said. “They had this goal. They have a goal of getting to the state championship game, that’s what this team is after and they are working hard at it.”

Barnesville practiced in the Fargodome in the days leading up to its showdown against Chatfield, getting acclimated to playing indoor football on artificial turf.

“We’ve been around this winning culture and it makes us want to win a state championship and bring one home,” Heng said. “Seeing the past teams almost get to that point of winning the state championship makes you that much more hungry.”

ROCHESTER POST BULLETIN

High-powered Chatfield ready for next challenge in state semifinals

Chatfield will face Barnesville in the Class AA football state semifinals at 2 p.m. Thursday at U.S. Bank Stadium.

Written By: [Guy Limbeck](#) | 7:00 am, Nov. 17, 2021



Chatfield's Sam Backer (21) reacts after scoring a touchdown during a Class AA football state quarterfinal game against Minneapolis North on Thursday, Nov. 11, 2021. Backer will lead the Gophers into the state semifinals at 2 p.m. Thursday, Nov. 18 at U.S. Bank Stadium. Traci Westcott / Post Bulletin

Can anyone in Class AA slow down the Chatfield offense?

It hasn't happened yet and the Gophers appear to be getting better as the season goes along. Chatfield will play in the football state semifinals at 2 p.m. Thursday at U.S. Bank Stadium. Barnesville gets the task of trying to slow a Chatfield offense which averages 38.2 points per game, but has outscored four opponents 210-49 during the postseason.

"It's just starting to hit me now how many points we can score," Gophers coach Jeff Johnson said.

Chatfield (11-1), ranked seventh in the state, reached the semifinals by thumping Minneapolis North 50-20 in the quarterfinals. North had been the top-ranked team in the Class AA QRF rankings.

Junior quarterback Sam Backer is the driving force behind the Chatfield offense. He has rushed for a whopping 2,297 yards with 38 touchdowns, and he averages 10.4 yards per carry.

"It's a very explosive offense and the past couple of weeks we haven't even needed to throw the ball," Johnson said. "And we can do it. Sam can throw the ball. When they squeeze the box, which I'm expecting the next two teams to do, he's going to have to use his arm a little bit."

"They're going to go where that tailback takes them," Barnesville coach Bryan Strand said. "He's fantastic. He's fast and if you make a mistake, he'll make you pay for it."

Strand knows all about Chatfield and the rest of teams in southeastern Minnesota. He is the son of Dick Strand, who guided Southland to a Class C state title in 1983.

Bryan was on the Southland team that lost in the state semifinals in 1990.

"I've followed them my entire life and Chatfield has always had fantastic football," Strand said. "That corner of the state has had good football."

Strand is in his 17th season as the head coach of the Trojans. Barnesville has had a lot of success, but has been thwarted by Section 1 powers. The Trojans were in the state

tournament from 2016-2019, but lost to Caledonia in the state final (2018), semifinals (2016) and quarterfinals (2017). Now it faces another Section 1 squad with a trip to the state final on the line.

Barnesville has a stingy defense

Led by 6-foot-4, 210-pound defensive end Kaden Zenzen, who is bound for Division I North Dakota State University, Barnesville has a tough defense. The Trojans (9-2) allow less than 60 yards per game on the ground and about 120 through the air.

"I think we have a pretty good run defense and I think our defense is pretty stout," Strand said. "I don't think we've faced the running attack that Chatfield will throw at us."

Backer carries the ball most of the time out of the backfield for the Gophers. But Johnson said running back Jackson Schild (376 yards rushing) has fresh legs at this late stage of the season. And the Gophers also have an elite offensive line.

"It all starts up front," Johnson said. "We have a tremendous offensive line and they're all athletic. None of these kids played on the offensive line in junior high, they were all skill backs."

But as the players grew, they transitioned to the offensive line.

On offense, Barnesville employs a Power T attack. It's the same power running game used by Cannon Falls. The Trojans have rushed for about 3,500 yards while quarterback Noah Krause has added about 1,000 yards passing with 16 touchdown passes.

Cameron Heng has rushed for nearly 1,200 yards with 14 TDs, Krause has about 500 yards rushing while fullbacks John Roller (550 yards) and Andrew Pederson (450 yards) have combined for 1,000 yards.

“We control the clock, we run the ball pretty well,” Strand said. “We try to limit the other team’s touches.”

Chatfield played and outscored Cannon Falls 44-34 during the regular season.

“That’s something we’re going to want to improve on,” Johnson said. “We gave up a lot of yards in that game.”

Linebackers and brothers Grady Schott, a senior, and sophomore Kail Schott lead the Gophers in tackles. Nose tackle Campbell Berge and ends Ethan Ruskell and Isaac Stevens anchor the defensive line while cornerback Drew Schindler has eight interceptions.

“All over the field we have kids who have contributed in a major way,” Johnson said.

The winner of the Chatfield-Barnesville game will play the winner of the West Central/Ashby-Maple River game in the Prep Bowl at 1 p.m. on Nov. 26, also at U.S. Bank Stadium.

“It’s such an awesome place, I’ve been up there a few times,” Johnson said. “The neat thing, talking to these small-town kids, I figured a lot of them have been there. I’d say 85 percent of my kids have never been there. So it’s going to be an awesome experience for them to go in there and look at that place.”

Late Touchdown In Game Sinks Trojans 22-18

By: Tracy Hinsz

An 18-8 second half lead was not enough for the Barnesville Trojans as Chatfield tallied two long scoring passes, the last one with 2:21 remaining to take their first lead of the game, as the Gophers held on to defeat the Trojans 22-18 ending their season.

The Trojans opened up the game with the ball and drove the field with their running game. Facing a third down play at the 15-yard line, quarterback Noah Krause would find running back, Braeden Bredman with a screen pass that went for the touchdown. The two-point conversion pass was stopped short making the score 6-0 Barnesville.

The Trojan defense would force a punt and the offense quickly cashed in as Krause took the second play 70 yards on a quarterback keep for another touchdown. The conversion pass was stopped again with the score now 12-0 Barnesville.

The Gophers would put together a time consuming drive to end the first quarter and start the second, ending with a three-yard touchdown run from quarterback Sam Backer. The two-point conversion pass from Backer to Luke Carrier was good making the score 12-8.

Neither team was able to score again before the half ended as their defenses took over stopping any more scoring as halftime intermission came with Barnesville leading 12-8.

The game would change as the third quarter got underway as Chatfield's All-State quarterback, Backer ran the ball around the left end and was tackled by Owen Riddle. Backer showed his frustration by kicking Riddle to the ground warranting a flag. It was his second unsportsmanlike conduct foul in the game, which carries an automatic ejection.

The Trojans defense would force a punt, but the snap was low and bounced around. Ethan Larson would tackle the punter on the 15-yard line giving Barnesville great field position.

Bredman would get the call on an inside scoop that fooled the Gophers defense as he raced to the end zone for his second touchdown of the game. Cam Heng's two-point conversion run was stuffed short, but the Trojans now had an 18-8 lead.

Down 10 points with the backup quarterback, Parker Delaney in the game, seemed like a daunting task to overcome for Chatfield. They realized quickly that they were not going to be able to run the ball so they went to the pass.

They did not connect very often, but when they did it was a big play. The first long completion was good for 32 yards to get the ball into Trojan territory at the 33-yard line. The second covered 32 yards again on a beautifully executed pump fake that saw Isaac Erding wide open for the touchdown. The conversion pass was knocked away making the score 18-14 Barnesville.

The Trojan offense had great field position over the next few possessions, but the Gophers defense was energized and would not allow any more long plays.

Barnesville reached the 25-yard line of Chatfield, but turned it over on downs. The Trojan defense was also aggressive as Tate Inniger forced an intentional grounding penalty with the Gophers having to punt from their own end zone.

The offense would once again start on Chatfield's side of the field at the 45-yard line. A John Roller run gained a first down to the 35, but the Gophers defense stiffened and forced another punt.

The biggest play of the game was about to occur as Chatfield had the ball on their 20-yard line. Delaney went to run and Larson caught him from behind stripping the ball. Kaden Zenzen would scoop it up at the 15-yard line and started off towards the end zone. A handful of Gophers were all over him with one of the players attacking the football. He managed to break the ball free as it fell to the turf with Chatfield recovering at their five-yard line, giving them a fresh set of downs.

They would connect on another long pass to get them out of their own end zone before being forced to punt. But the Trojans offense could not get anything going as a fumble on first down set the Trojans back and eventually forced a punt.

Chatfield knew they needed a big play and went for the long ball numerous times to try and get it. The Trojan defense was up to the task until they allowed a pass down the middle of the field that got the Gophers to the 46-yard line of Barnesville's.

Chatfield was relentless on throwing the deep ball down each sideline with little success until a third down play finally hit. The Trojans brought great pressure and Delaney had to throw a deep ball off his back foot, a play he admitted he just threw up hoping something would happen.

A defensive breakdown left the cornerback one-on-one and a site adjustment by Carrier, saw him find the ball inside of the corner where he caught it in stride and raced to the end zone for a 46 yard touchdown for their first lead of the game. The two point conversion pass to Drew O'Connor was good making the score 22-18 Gophers.

The Trojans were not done yet as Bredman had a fantastic return going until the ball came loose with Chatfield recovering at their 46-yard line. With only one timeout left, the Trojans looked doomed, but would get one more chance thanks to an amazing play by Riddle.

The Gophers faced third down and Delaney ran out to the left, found a seam and had big yardage. As he raced towards the end zone, Riddle would not give up on the play, chasing him down and taking one last swipe at the football. He managed to jar it loose with Dawson Gregg recovering in the end zone to keep Barnesville's hopes alive.

But the Gophers defense was relentless and pressured Krause on every pass play with the last pass getting intercepted to end any hopes of a comeback. Chatfield would run

out the clock and the Trojans season, short of a state championship game, with a 22-18 defeat.

"I felt we played well through out the game," said Coach Bryan Strand. "But it was a could of, would of, should of kind of game. We lost a couple kids during the game that hurt bad when they went out.

"Peyton Pauna left the first half with a knee injury and was having a fantastic game. He had really been playing some great football at corner for us lately.

"Tim Wells went down in the second half with a knee injury and he was having one of his best games on both sides of the ball. His replacement, Spencer Schumacher, ended up with a concussion in the fourth quarter as well.

"Kaden Zenzen picked up a fumble in the fourth quarter and was tackled at the five where he fumbled it back after being gang tackled. If we held onto the ball there, I am confident we'd score and if not, run more time off the clock.

"The boys worked their tails off last week and for that matter the entire year. It was tough to prepare for a running quarterback and when he got ejected, have to switch our game plan to defend a passing qb. We held down Backer over two plus quarters, to only 74 yards rushing and very little passing. He was frustrated and committed a pair of unsportsmanlike penalties.

"We held their passing game down for the most part, but the passes they hit really hurt us. The kids prepared so much and really played an outstanding game. They kept their cool against an opponent that struggled heavily with sportsmanship and clean play.

"We did struggle at times with their speed up front when we were on offense. Their defense seemed to get energized when Backer left the game.

"We had a great year and I was fortunate to coach a great group of kids again. They have worked so hard in the weight room and are a classy group who I love being around each and every day.

"Our team will lose seven seniors to graduation. All seven kids have worked so hard and have given so much to this program. I truly cannot say enough good things about them. It was a great year and I wish we could have had one more week

together.

"I also want to thank the Barnesville community for their outstanding support. This is an awesome community to be a part of. I want to thank all my coaches who have put in countless hours over the past two weeks, getting our kids prepared for our opponents. They are a fantastic group of men and deserve a ton of credit and respect for what they all do." concluded Coach Strand.

The Trojans finished with 223 total yards of offense with 205 rushing and 18 passing while Chatfield tallied 268 total yards with 67 rushing and 201 passing.

Krause led Barnesville with 82 yards rushing on 10 carries with one touchdown, adding two completions for 18 yards and another score. Bredman tallied 36 yards rushing and a touchdown, with two receptions for 18 yards and a score as well.

John Roller finished the game with 57 yards rushing on seven carries, with Heng adding 22 yards on 11 attempts, while Andrew Pederson chipped in eight yards on four carries.

Larson led the defense with 10 tackles including nine solo and two for loss, while also forcing a fumble. Riddle added seven tackles and forced a fumble, with Bredman netting seven tackles, two for loss and two pass breakups.

Connor Locks chipped in six solo tackles with one for loss, with Jonny Robideau adding six solo tackles as

well.

Barnesville finishes their season with an overall record of 9-3.

Box Score

	1	2	3	4	F
Barnesville	12	0	6	0	- 18
Chatfield	0	8	6	8	- 22

B-Bredman 15-yard pass from Krause (Pass Failed)

B-Krause 70-yard run (Pass Failed)

C-Backer 3-yard run (Carrier Pass from Backer)

B-Bredman 15-yard run (Run Failed)

C-Erding 32-yard pass from Delaney (Pass Failed)

C-Carrier 47-yard pass from Delaney (O'Connor Pass from Delaney)

Individual Statistics

Rushing:

C - Backer 16-69, Schild 7-13, Schott 4-8, Erding 1-2, Carrier 1-2, Delaney NA

B - Heng 11-22, Krause 10-82, B. Bredman 9-36, Pederson 4-8, Roller 7-57

Passing:

C - Backer 2-11-0=26, Delaney 7-17-0=175

B - Krause 2-7-1= 18

Receiving:

C - Carrier 3-72, Johnson 3-71, Erding 1-32, O'Connor 1-21, Schild 1-5

B - Bredman 2-18




Braedon Bredman runs down the turf towards the end zone to put six points on the scoreboard.



Braedon Bredman has this Chatfield ball carriers number as he takes him down with a solo tackle.



Jonny Robideau #54 Connor Loeks #40 and Ethan Larson #45 bring down the Gopher ball carrier.



Quarterback Noah Krause #4 hands the ball off to running back #29 Cameron Heng while teammates #30 Andrew Peterson and Justin Krueger #65 clear his way.



Kaden Zenzen #82, Connor Loeks #40 and Travis Affield #75 push the Chatfield Gophers down the field.



The Barnesville Trojans and the Chatfield Gophes are ready to play ball as the game begins at US Bank Stadium in Minneapolis.

Rochester Post Bulletin

No star, no problem as Chatfield rallies for thrilling win in Class AA semifinals

Without standout Sam Backer, who was ejected in the third quarter, Chatfield rallied to beat Barnesville 22-18 in the Class AA state football semifinals on Thursday.

Written By: [Guy Limbeck](#) | 5:37 pm, Nov. 18, 2021



Chatfield's Parker Delaney (14) throws a pass during a Class AA State Football Semifinal game against Barnesville Thursday, Nov. 18, 2021, at U.S. Bank Stadium in Minneapolis. Delaney threw two touchdown passes, including the winning score with 2:26 to play, as Chatfield rallied for a 22-18 victory. Traci Westcott / Post Bulletin

MINNEAPOLIS — The Chatfield football team is more than just one standout player.

Much more.

The Gophers proved they are a stellar all-around team on Thursday as they rallied past Barnesville 22-18 in the Class AA state semifinals at U.S. Bank Stadium.

The outcome may have looked bleak when standout junior quarterback Sam Backer was ejected from the game early in the third quarter after picking up his second unsportsmanlike conduct penalty of the game. Shortly after, the Gophers fumbled a punt attempt and Barnesville had a one-play scoring drive to lead 18-8.

But the Gophers, behind a staunch defense and the passing of sophomore quarterback Parker Delaney, rallied for two consecutive touchdowns and a wild victory that featured a couple of crazy plays in the fourth quarter.

"For me, all season you hear the talk 'You would not be a good team without Sam Backer.' That's all you hear and it gets old," Chatfield senior lineman Ethan Ruskell said.

"It's great to have him," Ruskell added. "He's a great player and it makes our job easier, but man does this give us a chance to prove something. It really put a chip on my shoulder. It made me want to go out there and play and prove to everyone all season (who) told us we couldn't win without him."

The Gophers went out and proved that they could indeed win without Backer.

"This was a great opportunity for the other guys to showcase their talents and they did," Chatfield coach Jeff Johnson said.

"We try to let everyone know what a good team we have," the coach added.

Delaney made a huge impact for the Gophers. The sophomore entered when Backer was ejected. And after Barnesville went up 18-8, Delaney tossed a 32-yard TD pass to Isaac Erding with 4:29 left in the third quarter.



Chatfield's Luke Carrier (6) makes a catch during a Class AA State Football Semifinal game against Barnesville Thursday, Nov. 18, 2021, at U.S. Bank Stadium in Minneapolis. Carrier caught the game-winning TD pass in the fourth quarter as Chatfield rallied to win 22-18. Traci Westcott / Post Bulletin

Delaney then hooked up with junior Luke Carrier on a 47-yard TD pass with just 2:26 to play. Delaney finished 7-for-17 for 175 yards and two TDs.

"He filled in a big gap today and he's never going to forget," Johnson said. "We're never going to forget it."

Delaney's biggest play, the game-winning touchdown, was on an out-and-up play that isn't even in the Chatfield playbook. Gophers coaches noticed that Barnesville defenders were jumping short routes, so they tweaked the play and it worked to perfection.

RELATED: [Photos: Chatfield, Barnesville Class AA State Football Semifinal](#)

“I just threw it off my back foot,” Delaney said. “I couldn’t really see him.”

“Parker put it in a spot I could get and and I just caught it and ran for a touchdown,” Carrier said. Carrier said he almost never saw the pass coming his way.

“When Parker threw the ball and I was going for it, I lost sight with the lights and the stadium because I’m not used to that kind of lighting,” Carrier said. “I kind of kept running and I eventually saw the ball.”

Chatfield almost never had a chance to come back. Down 18-14, the Gophers fumbled earlier in the fourth quarter and Barnesville scooped up the ball and returned it to the Gophers 5. But during the return, the Barnesville player fumbled and Chatfield recovered.

“If we had gotten the ball there, I’m certain we would have scored,” Barnesville coach Bryan Strand said.

Barnesville also fumbled the ball away on the kickoff after Chatfield’s go-ahead touchdown. Delaney then nearly had a 48-yard TD run. He ran for 47 yards, but then fumbled at the Barnesville 1, giving the Trojans one final chance. But Eli Hopp intercepted a Barnesville pass to seal the victory.

“Resilient is the best word you can use,” Johnson said. “Not only on offense, but on defense. That’s what really kept us in it and gave us a shot to win it.”

It took a while for the Chatfield defense to adjust to the Barnesville offense, but once the Gophers settled in, they were stellar.

Barnesville (9-3) scored touchdowns on its first two drives of the game.

Quarterback Noah Krause tossed a 15-yard touchdown pass to cap the first drive. He then busted loose for a 70-yard TD run on the next Barnesville possession as the Trojans bolted to a 12-0 lead.

But the Gophers held the Trojans to 223 total yards and allowed just one more touchdown, and that was on a 15-yard drive.



Chatfield's Isaac Erding (20) Nathan Allen (60) and Carter Daniels (5) take down Barnesville's Cameron Heng (29) during a Class AA State Football Semifinal game Thursday, Nov. 18, 2021, at U.S. Bank Stadium in Minneapolis. Traci Westcott / Post Bulletin

"It took us the first half to really get in a groove defensively," Ruskell said. "But once we figure it out, we're really going to be hard for teams to stop us because we're a gritty group of guys who want to play and have fun."

Chatfield (12-1), ranked seventh in the state, will play the winner of the West Central/Ashby vs. Maple River game in the Prep Bowl at 1 p.m. on Nov. 26, also at U.S. Bank Stadium.

Johnson said since Backer was ejected, that he might not be able to play in the state championship game. The Gophers might be able to appeal. Both of Backer's unsportsmanlike penalties occurred when he was running the ball.

"They (officials) did not explain it to me," Johnson said. "All I heard from guys on our sideline was they (defenders) wrapped up his leg and they wouldn't let it go and he was trying to kick himself free."

CHATFIELD 22, BARNESVILLE 18

Barnesville 12-0-6-0 — 18

Chatfield 0-8-6-8 — 22

First quarter

Barns — Braeden Bredman 16 pass from Noah Krause (pass failed), 6:43.

Barns — Krause 70 run (run failed), 3:32.

Second quarter

Chat — Sam Backer 3 run (Luke Carrier pass from Backer), 9:46.

Third quarter

Barns — Bredman 15 run (run failed), 10:15.

Chat — Isaac Erding 32 from Parker Delaney (pass failed), 4:29.

Fourth quarter

Chat — Luke Carrier 47 from Delaney (Drew O'Connor pass Delaney), 2:26.

TEAM STATISTICS

Barnesville — Chatfield

First downs 18 — 22

Total net yards 223 — 333

Rushes-yards 43-205 — 45-132

Passing yards 18 — 201

Comp.-att.-int. 2-7-1 — 9-28-0

Fumbles-lost 6-3 — 3-2

Penalties-yds. 3-14 — 5-62

Punts-avg. 4-32.0 — 5-31.8

Time of poss. 23:16 — 23:01

INDIVIDUAL STATISTICS

RUSHING

Barnesville — Noah Krause 10-82, John Roller 7-57, Braeden Bredman 9-36, Cameron Heng 11-22, Andrew Pederson 4-8. **Chatfield** — Sam Backer 16-69, Jackson Schild 7-13, Patrick Delaney 5-44, Luke Carrier 1-2, Team 3-4.

PASSING

Chatfield — Backer 2-for-11, 26 yards, Patrick Delaney 7-17, 2 TDs, 175 yards. **Barnesville** — Noah Krause 2-7, 1 TD, 1 interception, 18 yards.

RECEIVING

Chatfield — Luke Carrier 3-72, Cole Johnson 3-71, Isaac Erding 1-32, Drew O'Connor 1-21, Jackson Schild 1-5. **Barnesville** — Braeden Bredman 2-18.

Offensive Stats vs State Semi-Final vs Chatfield 2021									
RUSHING	Attempts	Yards	Average per rush	fumbles	Touchdowns		GAME STATS	Trojans	Opponent
Cameron Heng	11	22	2.0				First Downs	13	14
Noah Krause	10	79	7.9	1	1		Rushing	10	7
Ethan Larson							Passing	1	6
Braeden Bredman	10	46	4.6	1	1		Penalty	2	1
Andrew Pederson	3	4	1.3				Rushing Yards	203	67
John Roller	6	52	8.7				Passing Yards	18	201
Dawson Gregg							Total Offense	221	268
Connor Loeks							Turnovers	3	2
Owen Riddle							Penalties		
Ayden Hauck							Number	9	5
Brennan Steele							Yards penalized	14	62
Kaden Zenzen				1					
Zach Bredman									
Gannon Bolgrean									
Payton Pauna									
Aaron Baker									
Austin Pender									
Hunter Billie									
Payton Amundson									
Avery Schroeder									
Asher O'Brien									
Brady Nosal									
Brodee Gray									
Travis Affield									
Total yards	40	203	5.1	3	2				
Scoring	Touchdown	2pt Conv.	Xtra-pt	Field Goal	Safety	Total Points			
Cameron Heng						0			
Noah Krause	1					6			
Andrew Pederson						0			
John Roller						0			
Owen Riddle						0			
Brennan Steele						0			
Isaac Mantofal						0			
Tate Inniger						0			
Kaden Zenzen						0			
Braeden Bredman	2					12			
Connor Loeks						0			
Travis Affield						0			
Payton Pauna						0			
						18			
PASSING	Attempts	Completions	Yards	Average Per Pass	Touchdowns	Interceptions	Passing %		
Noah Krause	5	2	17	8.5	1		40.0%		
Owen Riddle									
Braeden Bredman									
RECEIVING	Receptions	Yards	Avg. Per Catch	Touchdowns					
Cameron Heng									
Kaden Zenzen									
Tate Inniger									
Ethan Larson									
John Roller									
Braeden Bredman	2	17	8.5	1					
			0						
KICKING	Type of Kick	Attempts	Yards	Avg. Per Kick	Xtr PT/FG	Attempts	Made	ATT	Made
Isaac Mantofal	KO				Isaac Mantofal				
Isaac Mantofal	Punt								
Travis Affield	KO								
Andrew Pederson	Punt	4	128	32.0					
Kaden Zenzen	KO	4	197	49.3					
RETURNS	Punt Returns Yardage	KO Returns Yardage	# Punt Returns	# KO Returns	Total Return Yards	Touchdowns			
Cameron Heng	11	1	1	1	12				
Dawson Gregg		7		1	7				
Aaron Baker									
Braeden Bredman		32		1	32				
Levi Eickenbrock									
Ryan Martinson									
Andrew Pederson									
Kaden Zenzen		12		1	12				

Defensive Stats vs. State SemiFinals Chatfield - 2021												
	Name	solo Tackles +3	Assisted Tackles +1	Tackle for loss +2	Tipped pass +1	Fumble caused +4	Fumble recovery +3	Int +5	Sack +4	Blocked Kick +5	Tackle on Kick +3	Total Points
2	Dawson Gregg	1										3
3	Aaron Baker											0
4	Noah Krause		1		1							2
5	Austin Pender											0
6	Zach Bredman											0
7	Hunter Blilie											0
8	Ayden Hauck											0
9	Owen Riddle	6	1		1							20
10	Carson Hagen											0
11	Peyton Pauna											0
12	Noah Stanford											0
14	Brodee Gray											0
15	Nathaniel Huseman											0
20	Braeden Bredman	5	3	2	3		1				1	31
21	John Roller											0
22	Gannon Bolgrean											0
25	Asher O'Brien											0
29	Cameron Heng	1			4							7
30	Andrew Pederson											0
32	David Spillum											0
33	Avery Schroeder											0
34	Peyton Amundson											0
35	Ryan Martinson											0
40	Connor Loeks	3	5								1	17
42	Carter Swenson											0
43	Christian Lien											0
44	Nick Robideau											0
45	Ethan Larson	6	4	1		1					1	31
50	Levi Eickenbrock											0
51	Jaxon Ernst											0
53	Austin Bolgrean											0
54	Jonny Robideau	5	7	1							1	27
56	Spencer Schumacher											0
57	Kaden Mueller											0
58	Tyler Drees											0
59	Ethan Hoppe											0
61	Michael Atteberry											0
62	Brady Dollison											0
64	Jameson Haycraft											0
65	Justin Krueger		1									1
66	Brennan Steele											0
67	Landon Luhman											0
70	Jordan Kroll											0
73	Tim Wells	1	1									4
75	Travis Affield	2	5									11
78	Atticus Olson											0
80	Tate Inniger		5									5
81	Jay Tschumperlin											0
82	Kaden Zenzen		4				1					7
84	Logan Yeske											0
87	Wyatt Suter											0
89	Isaac Maneval											0

Offensive Stats vs Season									
RUSHING	Attempts	Yards	Average per rush	fumbles	Touchdowns		GAME STATS	Trojans	Opponent
Cameron Heng	154	1203	7.8	3	14		First Downs	183	97
Noah Krause	127	604	4.8	4	8		Rushing	154	54
Ethan Larson	6	31	5.2	0	0		Passing	20	37
Braeden Bredman	82	423	5.2	3	4		Penalty	8	6
Andrew Pederson	52	428	8.2	1	11		Rushing Yards	3815	859
John Roller	69	590	8.6	0	6		Passing Yards	905	1523
Dawson Gregg	12	78	6.5	0	0		Total Offense	4520	2362
Connor Loeks	6	91	15.2	0	1		Turnovers	16	27
Owen Riddle	5	26	5.2	0	1		Penalties	0	0
Ayden Hauck	7	33	4.7	0	0		Number	72	52
Brennan Steele	1	10	10.0	0	1		Yards penalized	594	417
Kaden Zenzen	3	34	11.3	1	0				
Zach Bredman	4	-16	-4.0	0	0				
Gannon Bolgrea	4	13	3.3	0	0				
Peyton Pauna	2	21	10.5	0	1				
Aaron Baker	1	-1	-1.0	0	0				
Austin Pender	1	5	5.0	0	0				
Hunter Billie	4	10	2.5	0	0				
Peyton Amundson	2	21	10.5	0	0				
Avary Schroeder	1	5	5.0	0	0				
Asher O'Brien	1	4	4.0	0	0				
Brady Nosal	1	2	2.0	0	0				
Brodie Gray	1	4	4.0	0	0				
Travis Affield	1	2	2.0	0	1				
Total yards	547	3621	6.6	10	47				
Scoring	Touchdown	2pt Conv.	Xtra-pt	Field Goal	Safety	Total Points			
Cameron Heng	19	10	0	0	0	134			
Noah Krause	8	3	0	0	0	54			
Andrew Pederson	11	0	0	0	0	66			
John Roller	6	0	0	0	0	36			
Owen Riddle	1	0	0	0	0	6			
Brennan Steele	1	0	0	0	0	6			
Isaac Mantefal	0	0	13	2	0	19			
Tate Inniger	2	2	1	0	0	17			
Kaden Zenzen	9	1	0	0	0	56			
Braeden Bredman	6	3	0	0	0	42			
Connor Loeks	1	0	0	0	0	6			
Travis Affield	1	1	0	0	0	8			
Peyton Pauna	1	0	0	0	0	6			
PASSING	Attempts	Completions	Yards	Average Per Pass	Touchdowns	Interceptions	Passing %		
Noah Krause	77	39	891	22.8	17	3	50.6%		
Owen Riddle	1	1	13	13.0	0	0	100.0%		
Braeden Bredman	1	0	0		0	0	0.0%		
RECEIVING	Receptions	Yards	Avg. Per Catch	Touchdowns					
Cameron Heng	8	216	27.0	4					
Kaden Zenzen	18	418	23.2	9					
Tate Inniger	5	73	14.6	2					
Ethan Larson	1	21	21.0	0					
Jon Roller	2	43	21.5	0					
Braeden Bredman	6	133	22.2	2					
	0	0							
			0				XTR Point		FG
KICKING	Type of Kick	Attempts	Yards	Avg. Per Kick	Xtr PT/FG	Attempts	Made	ATT	Made
Isaac Mantefal	KO	28	1137	43.7	Isaac Mantefal	19	14	2	2
Isaac Mantefal	Punt	6	202	33.7					
Travis Affield	KO	5	181	36.2					
Andrew Pederson	Punt	14	474	33.9					
Kaden Zenzen	KO	45	2047	45.5					
RETURNS	Punt Returns Yardage	KO Returns Yardage	# Punt Returns	# KO Returns	Total Return Yards	Touchdowns			
Cameron Heng	109	286	7	15	395	1			
Dawson Gregg	0	26	0	3	26	0			
Aaron Baker	11	0	1	0	11	0			
Braeden Bredman	0	74	0	5	74	0			
Levi Eickenbrock	0	5	0	1	5	0			
Ryan Martinson	0	6	0	2	6	0			
Andrew Pederson	0	7	0	1	7	0			
Kaden Zenzen	0	24	0	2	24	0			

		Defensive Stats vs. Season 2021										
	Name	solo Tackles +3	Assisted Tackles +1	Tackle for loss +2	Tipped pass +1	Fumble caused +4	Fumble recovery +3	Int +5	Sack +4	Blocked Kick +5	Tackle on Kick +3	Total Points
2	Dawson Gregg	2	4	0	0	0	0	0	0	0	4	22
3	Aaron Baker	9	15	2	1	0	2	0	0	0	0	53
4	Noah Krause	10	33	9	1	0	1	2	1	0	1	102
5	Austin Pender	0	0	0	0	0	0	0	0	0	0	0
6	Zach Bredman	0	2	0	0	0	0	0	0	0	0	2
7	Hunter Blilie	0	0	0	0	0	0	0	0	0	0	0
8	Ayden Hauck	1	0	0	0	0	0	0	0	0	1	6
9	Owen Riddle	17	17	3	4	0	0	4	0	0	5	113
10	Carson Hagen	2	2	0	0	0	0	0	0	0	0	8
11	Peyton Pauna	8	15	1	1	0	0	2	0	0	3	61
12	Noah Stanford	0	0	0	0	0	0	0	0	0	0	0
14	Brodee Gray	6	6	0	1	0	0	0	0	0	6	43
15	Nathaniel Huseman	0	0	0	0	0	0	0	0	0	0	0
20	Braeden Bredman	33	33	4	5	1	3	3	0	0	5	188
21	John Roller	6	4	0	0	0	0	0	0	0	4	34
22	Gannon Bolgrean	0	0	0	0	0	0	0	0	0	0	0
25	Asher O'Brien	0	1	0	0	0	0	0	0	0	0	1
29	Cameron Heng	13	11	0	11	0	0	3	0	0	3	85
30	Andrew Pederson	6	2	0	0	0	0	0	0	0	6	38
32	David Spillum	0	0	0	0	0	0	0	0	0	0	0
33	Avery Schroeder	0	0	0	0	0	0	0	0	0	0	0
34	Peyton Amundson	0	4	0	0	0	0	0	0	0	1	7
35	Ryan Martinson	6	18	2	0	0	0	0	1	0	3	53
40	Connor Loeks	16	31	3	1	1	2	0	0	0	11	129
42	Carter Swenson	0	0	0	0	0	0	0	0	0	0	0
43	Christian Lien	0	1	0	0	0	0	0	0	0	0	1
44	Nick Robideau	1	2	0	0	0	0	0	0	0	0	5
45	Ethan Larson	15	21	4	0	1	1	0	0	0	2	87
50	Levi Eickenbrock	4	4	1	0	0	0	0	0	0	0	18
51	Jaxon Ernst	0	2	0	0	0	0	0	0	0	0	2
53	Austin Bolgrean	1	2	1	0	0	0	0	1	0	0	11
54	Jonny Robideau	40	74	15	0	2	1	1	1	0	4	256
56	Spencer Schumacher	0	0	0	0	0	0	0	0	0	0	0
57	Kaden Mueller	1	2	0	0	0	0	0	0	0	0	5
58	Tyler Drees	0	0	0	0	0	0	0	0	0	0	0
59	Ethan Hoppe	0	2	0	0	0	0	0	0	0	1	5
61	Michael Atteberry	0	0	0	0	0	0	0	0	0	0	0
62	Brady Dollison	1	7	1	0	0	0	0	0	0	0	12
64	Jameson Haycraft	0	0	0	0	0	0	0	0	0	0	0
65	Justin Krueger	0	5	1	0	0	0	0	1	0	0	11
66	Brennan Steele	1	2	0	0	0	0	0	0	0	0	5
67	Landon Luhman	0	0	0	0	0	0	0	0	0	0	0
70	Jordan Kroll	1	3	1	0	0	0	0	0.5	0	0	10
73	Tim Wells	5	16	6	0	0	0	0	1	0	0	47
75	Travis Affield	8	33	2	0	0	0	0	1	0	0	65
78	Atticus Olson	0	2	1	0	0	0	0	0	0	0	4
80	Tate Inniger	3	12	2	0	0	0	0	1	0	0	29
81	Jay Tschumperlin	3	4	0	0	0	0	0	0	0	2	19
82	Kaden Zenzen	21	58	22	2	1	3	0	14.5	0	2	244
84	Logan Yeske	5	12	6	0	0	1	0	3	0	1	57
87	Wyatt Suter	5	22	6	0	0	0	0	4	0	0	65
89	Isaac Maneval	0	3	0	0	0	0	0	0	0	0	3

BARNESVILLE
FOOTBALL RECORD BOOK
1950-CURRENT

**ALWAYS LOOKING FOR NEW STATS TO ADD, SO
ALWAYS A WORK IN PROGRESS

Career Defense

Name	solo Tackles +3	Assisted Tackles +1	Tackle for loss +2	Tipped pass +1	Fumble caused +4	Fumble recovery +3	Int +5	Sack +4	Blocked Kick +5	Tackle on Kick +3	Total Points
Hunter Zenzen	123	196	72	4	3	3	1	17	0	37	909
Austin Martz	122	152	19	15	6	5	11	1	5	36	802
Jacob Grosz	92	144	40	5	10	4	2	5.5	1	16	642
Preston Snobl	84	147	25	5	5	4	6	2	7	25	634
Cody Cox	86	204	27	1	2	1	0	9	0	10	594
Joey Mark	78	134	27	0	8	3	0	7.5	0	25	565
Brady Kroll	66	108	36	0	2	4	0	7.5	0	26	506
Brady Martz	86	115	6	20	0	4	12	1	0	8	505
Ethan Ishaug	69	171	16	8	3	1	1	3	1	3	494
Kieran Johnson	52	127	46	2	3	3	1	16	1	3	482
Michael Strand	60	92	16	10	2	2	10	1	0	31	475
Josh Harris	71	60	30	1	6	1	1	11	2	18	474
Kaden Zenzen	54	97	27	2	1	4		19.5	0	13	448
Jace Nosal	54	82	17	1	2	0	3	4	1	33	422
Stuart Brandt	71	65	9	13	0	3	3	0.5	0	27	420
Zach Hochhalter	67	85	25	3	5	2	0	4	2	8	412
Adam Rice	66	60	9	4	3	1	5	2	0	24	400
Brady Tweeton	57	62	13	12	0	1	9	1	0	18	380
Hunter Anderson	58	87	20	2	2	2	1	2.5	0	15	377
Adam Tonsfeldt	42	68	6	17	0	3	17	0	0	17	377
Tanner John	45	67	24	3	1	4	0	13	1	11	358
Brooks Martinson	61	78	12	4	2	4	1	1	1	6	341
Corey Praska	37	114	21	2	2	3	0	3.5	0	6	339
Willie Anderson	45	77	13	0	3	3	0	3	2	18	335
Leland Volrath	39	96	9	2	1	3	1	3	0	15	308
Bradey Berg	25	138	23	0	0	1		6	0	4	298
Andy Janssen	33	86	23	4	3	4	0	5	0	1	282
Joey Roste	34	98	8	6	2	2	2	2	0	6	277
Mac Tschakert	38	40	13	0	0	0	0	7.5	0	20	270
Jordan Rice	21	71	14	0	1	2	0	6.5	0	22	264
Rylee Anderson	30	62	6	1	0	0	2	0	0	27	256
Ben Randklev	28	94	14	1	3	1	1	2	0	7	256
Noah Krause	30	54	10	3	1	2	7	1	0	9	243
Dana Berg	31	58	14	0	2	0		2	2	12	241
John Hagen	37	39	12	11	1	0	5	1	0	3	227
Kyler Martz	40	53	2	9	0	2	5	0	0	2	224
Connor John	30	86	8	0	0	0	2	0	0	7	223
Alec Wheelright	30	37	22	2	0	3	0	4	2	5	223
Jared Nelson	25	85	8	0	0	3	0	5	0	4	217
Chase Brenner	43	26	4	5	0	2	5	0	0	6	217

		Season Defensive Points										Total Points
		Solo Tackles +3	Assisted Tackles +1	Tackle for loss +2	Tipped pass +1	Fumble caused +4	Fumble recovery +3	Int +5	Sack +4	Blocked Kick +5	Tackle on Kick +3	
Hunter Zenzen	2019	44	56	28	0	3	0	1	6	0	13	324
Hunter Zenzen	2018	42	62	26	3	0	2	0	8	0	11	314
Austin Martz	2010	35	67	4	2	1	1	4	0	1	17	265
Jacob Grosz	2009	43	43	19	1	6	0	2	2	0	3	262
Preston Snobl	2018	37	62	11	1	1	2	4	1	2	6	258
Jonny Robideau	2021	40	74	15	0	2	1	1	1	0	4	256
Kaden Zenzen	2021	21	58	22	2	1	3	0	14.5	0	2	244
Brooks Martinson	2018	44	50	10	1	1	4	1	1	0	5	243
Brady Martz	2017	46	38	4	4	0	1	2	1	0	6	223
Jace Nosal	2012	34	37	6	0	2	0	1	2	1	15	222
Cody Cox	2006	31	86	5	0	1	0	0	2	0	3	210
Brady Kroll	2019	31	49	17	0	1	0	0	3.5	0	9	221
Jacob Grosz	2008	33	37	16	4	2	0	0	2.5	1	3	204
Joey Mark*	2020	28	42	5	0	3	1	0	3	0	13	202
Cody Cox	2007	23	70	14	1	0	1	0	4	0	5	202
Mac Tschakert	2011	30	21	12	0	0	0	0	7.5	0	12	201
Jace Nosal	2013	19	45	11	1	0	0	2	2	0	18	197
Preston Snobl	2017	29	46	11	1	0	1	1	1	2	6	196
Kieran Johnson	2016	18	60	15	1	1	2	1	7	0	2	194
Hunter Anderson	2019	27	43	10		1	2	1	1.5		9	192
Braeden Bredman	2021	33	33	4	5	1	3	3	0	0	5	188
Andrew Janssen	2010	22	54	16	2	2	2	0	4	0	1	187
Jordan Rice	2008	20	44	12	0	1	1	0	4.5	0	11	186
Josh Harris	2010	24	23	14	0	3	1	0	4.5	0	10	186
Joey Mark	2018	26	45	8	0	0	3	0	2	0	10	186
Tanner John	2009	24	27	9	1	1	2	0	7	1	8	185
Austin Martz	2012	27	32	5	5	3	4	1	0	2	6	185
Hunter Andeson	2018	31	44	10	2	1	0	0	1	0	6	185
Kieran Johnson	2015	23	41	23	1	0	1	0	6	0	0	184
Jonny Robideau*	2020	23	44	13	0	0	1	0	5	0	7	183
Joey Roste	2016	22	60	5	4	2	1	2	1	0	6	183
Cody Cox	2005	32	48	8	0	1	0	0	3	0	2	182
Corey Praska	2008	26	42	13	1	0	0	0	2.5	0	8	181
Preston Snobl	2016	18	39	3	3	4	1	1	0	3	13	180
Stuart Brandt	2010	26	35	4	3	1	1	1	0	0	13	175
Adam Rice	2010	29	27	6	2	3	0	1	2	0	6	171
Ethan Ishaug	2014	24	71	7	1	0	1	0	1	0	2	171
Michael Strand	2013	16	46	3	3	0	0	6	1	0	11	170
Austin Martz	2011	35	17	2	3	1	0	4	0	1	4	170
Hunter Zenzen	2017	27	45	8	1	0	1	0	2	0	5	169
Joey Mark	2019	23	42	14	0	2	2	0	2.5	0	2	169
Zach Hochhalter	2010	28	36	12	3	1	0	0	0	2	2	167
Tanner John	2010	20	36	14	2	0	2	0	6	0	3	165
Ethan Ishaug	2013	19	48	6	2	0	0	0	2	1	10	162
Austin Martz	2009	24	31	8	4	1	0	1	1	1	7	162
Connor John	2016	22	62	6	0	0	0	2	0	0	4	162
Jared Nelson	2006	17	69	5	0	0	1	0	4	0	4	161
Adam Tonsfeldt	2019	18	37	5	2	0	1	7	0	0	6	159
Justin Lee	2007	20	53	7	2	0	1	0	0	0	8	156
Jacob Grosz	2007	15	59	5	0	2	3	0	1	0	7	156
Ben Randklev	2013	13	67	11	1	2	1	1	2	0	1	156
Brady Martz	2016	24	35	1	13	0	1	6	0	0	0	155

Jonny Kietsch	2017	27	38	9	4	0	2	0	1	0	0	151
Zach Hochhalter	2009	21	27	10	0	3	1	0	4	0	3	150
* 2020 7 game season												0

Career Defensive Stats

Solo Tackles Career		Assisted Tackles Career		Total Tackles Career	
Hunter Zenzen	123	Chad Holland	253	Hunter Zenzen	319
Austin Martz	122	Cody Cox*	204	Cody Cox*	290
Jacob Grosz	92	Hunter Zenzen	196	Chad Holland	281
Cody Cox	86	Ethan Ishaug	171	Austin Martz	274
Brady Martz	86	Austin Martz	152	Jacob Grosz	241
Preston Snobl	84	Preston Snobl	147	Ethan Ishaug	240
Joey Mark	78	Jacob Grosz	144	Caused Fumbles	
Josh Harris	71	Bradey Berg	138	Jacob Grosz	10
Stuart Brandt	71	Joey Mark	134	Joey Mark	8
Ethan Ishaug	69	Kieran Johnson	127	Austin Martz	6
Zach Hochhalter	67	Brady Martz	115	Josh Harris	6
Adam Rice	66	Corey Praska*	114	Zach Hochhalter	5
Brady Kroll	66	Randy Barta	114	Preston Snobl	5
Michael Strand	60				
Hunter Anderson	58				
Tackle For Loss (20)		Tipped Passes		Fumble Recovery	
Hunter Zenzen	72	Brady Martz	20	Austin Martz	5
Kieran Johnson	46	Cameron Heng	18	Jacob Kletsch	4
Jacob Grosz	40	Adam Tonsfeldt	17	Jacob Grosz	4
Brady Kroll	36	Austin Martz	15	Tanner John	4
Josh Harris	30	Stuart Brandt	13	Andy Janssen	4
Cody Cox	27	John Hagen	11	Brady Martz	4
Kaden Zenzen	27	Michael Strand	10	Preston Snobl	4
Joey Mark	27			Brady Kroll	4
Zach Hochhalter	25			Kaden Zenzen	4
Preston Snobl	25				
Tanner John	24				
Interceptions		Sacks		Blocked Kicks	
Adam Tonsfeldt	17	Kaden Zenzen	19.5	Preston Snobl	8
Brady Martz	12	Hunter Zenzen	17	Austin Martz	5
Austin Martz	11	Kieran Johnson	16	Trevor Nelson	3
Michael Strand	10	Tanner John	13	Josh Harris	2
Brady Tweeton	9	Josh Harris	11	Aaron Schindler*	2
Brian Scheffler*	8	Cody Cox	9	Zach Hochhalter	2
Noah Krause	7	Kyle Johnson	8	Alec Wheelright	2
Preston Snobl	6	Mac Tschakert	7.5	Willie Anderson	2
		Joey Mark	7.5	Garrett Anderson	2
				Dana Berg	2
				Tate Elliott	2
Tackle On Kicks		Defensive Points 2005 - current			
Hunter Zenzen	37	Hunter Zenzen	909		
Austin Martz	36	Austin Martz	802		
Jace Nosal	33	Jacob Grosz	642		
Michael Strand	31	Preston Snobl	639		
Stuart Brandt	27	Cody Cox	594		
Rylee Anderson	27	Joey Mark	565		
Brady Kroll	26	Brady Kroll	506		
Joey Mark	25	Brady Martz	505		
Preston Snobl	25	Ethan Ishaug	494		
		Kieran Johnson	482		
		Michael Strand	475		
		Josh Harris	474		
*Agassiz Valley Coop but Barnesville athlete		Kaden Zenzen	448		

Individual Game Records Defense

Interceptions in a game			Interception Returns			
Mark Kragness	1986 vs Frazee	4	Michael Strand	vs Hawley 2013	92	TD
Brady Martz	2016 vs UNC	3	Greg Bang	1968 vs Battle Lake	70	TD
Adam Tonsfeldt	2019 vs Warroad	3	Tony Harris*	1994 vs Mahnomen	68	
Most Total Tackles in a Game			Sacks in a Game			
Chad Holland	1980 vs Frazee	26	Aaron Schindler *	2006 vs DGF	4	
Ed Kava	1980 vs Frazee	25	Mac Tschakert	2011 vs Pelican Rapids	3.5	
Bill Ferris	1980 vs Frazee	22	Kieran Johnson	2014 vs Staples	3	
Chad Holland	1980 vs Perham	21	Rusty Renecker	2006 vs Perham	3	
Cody Cox*	2006 vs Roseau	20				
Jacob Grosz	2009 vs Minneota	18				
Cody Cox	2007 vs Blackduck	18	Tackles for Loss in a Game			
Cody Cox*	2006 vs Pelican Rapids	18	Aaron Schindler*	2006 vs DGF	7	
Matt Ness *	1991 vs Frazee	17	Cody Cox*	2005 vs Walker	6	
Chad Harrison*	1991 vs Pelican Rapids	17	Jacob Grosz	2009 vs Minneota	5	
Jonny Robideau	2020 vs Pillager	17	Hunter Zenzen	2019 vs Breckenridge	5	
Cody Cox*	2006 vs DGF	16				
Joey Mark	2020 vs Pillager	16				
Michael Strand	2013 vs Hawley	15				
Cody Cox*	2006 vs Perham	15				
Aaron Schindler *	2006 vs DGF	15				
Most Solo Tackles in a Game			Most Assisted Tackles in a Game			
Matt Ness*	1991 vs Frazee	12	Ed Kava	1980 vs Frazee	24	
Jacob Grosz	2009 vs Minneota	10	Chad Holland	1980 vs Frazee	21	
Brady Martz	2017 vs Crookston	10	Bill Ferris	1980 vs Frazee	21	
Cody Cox*	2006 vs DGF	7	Bill Ferris	1980 vs Perham	18	
Josh Harris	2011 vs Warroad	7	Chad Holland	1980 vs Perham	17	
Brady Tweeton	2015 vs Crookston	7	Cody Cox*	2006 vs Pelican Rapids	15	
Zach Hochhalter	2008 vs LOW	7	Jared Nelson*	2006 vs Pelican Rapids	15	
Hunter Zenzen	2019 vs Roseau	7	Cody Cox*	2006 vs Roseau	14	
			Michael Strand	2013 vs Hawley	13	
Fumble Recovery for TD - Longest			Cody Cox*	2007 vs Blackduck	13	
Jeff Halverson	vs Perham 1978	70	Seth Martinson	2013 vs Hawley	12	
			Jimmy Kletsch	2014 vs Frazee	12	
			Jace Nosal	2013 vs LPGE	12	
Blocked Kicks in a Game			Cody Cox*	2006 vs Frazee	12	
Aaron Schindler *	2006 vs DGF	2	Joey Mark	2020 vs Pillager	12	
Preston Snobl	2017 vs Roseau	2				

SEASON DEFENSIVE LEADERS

Solo Tackles Season		Assisted Tackles Season		Caused Fumbles		Total Tackles In a Season	
Brady Martz, 2017	46	Randy Barta 1975	114	Jacob Grosz 2009	6	Randy Barta 1975	156
Hunter Zenzen, 2019	44	Mike Ishaug 1974	108	Preston Snobl 2016	4	Jonny Robideau, 2021	114
Brooks Martinson, 2018	44	Cody Cox 2006	86	Isaac Goedtke 2011	4	Hunter Zenzen 2018	104
Jacob Grosz 2009	43	Chad Holland 1980	82	Austin Martz 2012	3	Austin Martz 2010	102
Hunter Zenzen 2018	42	Chad Holland 1982	77	Adam Rice 2010	3	Hunter Zenzen, 2019	100
Randy Barta 1975	42	Chad Holland 1981	76	Josh Harris 2009	3	Preston Snobl 2018	99
Jonny Robideau, 2021	40	Blayn Tonsfeldt 1982	76	Josh Harris 2010	3	Chad Holland 1981	98
Preston Snobl 2018	37	Jonny Robideau, 2021	74	Zach Hochhalter 2009	3	Chad Holland 1980	97
Austin Martz 2011	35	Ethan Ishaug 2014	71	Hunter Zenzen, 2019	3	Ethan Ishaug 2014	95
Austin Martz 2010	35	Cody Cox 2007	70			Brooks Martinson	94
Jace Nosal 20112	34	Jared Nelson 2006	69	Team Take Aways		Blayn Tonsfeldt 1982	92
Jacob Grosz 2008	33	Austin Martz 2010	67	2018	38	Brent Butenhoff 1982	88
Braeden Bredman, 2021	33	Ben Randklev 2013	67	2016	31	Jacob Grosz 2009	86
				2013	30	Chad Holland 1982	86
Tackle For Loss Season		Brent Butenhoff 1982	64	2010	29	Brady Martz, 2017	84
Hunter Zenzen, 2019	28	Hunter Zenzen, 2018	62	2021	27	Cody Cox 2007 *	84
Hunter Zenzen, 2018	26			2019	26	Connor John 2016	84
Kieran Johnson 2015	23			2008	24	Joey Roste 2016	82
Kaden Zenzen, 2021	22	Tipped Passes		2011	24		
Jacob Grosz 2009	19	Brady Martz 2016	13				
Andrew Janssen 2010	16	Adam Tonsfeldt	11	Fumble Recovery			
Jacob Grosz 2008	16	Cameron Heng	11	Austin Martz 2012	4		
Jonny Robideau, 2021	15	John Hagen 2010	7	Brooks Martinson	4		
Kieran Johnson 2016	15	Jackson Wahl, 2017	7	Ben Stout 2007	3		
Cody Cox 2007	14	Mike Brandt 2007	6	Corey Praska 2007	3		
Tanner John 2010	14	Kyler Martz 2013	6	Jacob Grosz 2007	3		
Garrett Anderson 2015	14			Matt Bredman 2016	3		
Josh Harris 2010	14			Hunter Zenzen, 2019	3		
Corey Praska 2008	13			Braeden Bredman, 2021	3		
Interceptions		Sacks		Blocked Kicks			
Adam Tonsfeldt, 2019	7	Kaden Zenzen, 2021	14.5	Preston Snobl 2016	3		
Adam Tonsfeldt, 2018	7	Hunter Zenzen, 2018	8	Trevor Nelson 2010	3		
Brady Martz 2016	6	Mac Tschakert 2011	7.5	Preston Snobl, 2017	3		
Michael Strand 2013	6	Kieran Johnson 2016	7	Aaron Schindler 2006	2		
Preston Snobl 2018	4	Tanner John 2009	7	Alec Wheelright 2013	2		
Brady Martz 2015	4	Tanner John 2010	6	Josh Harris 2011	2		
Austin Martz 2010	4	Kieran Johnson 2015	6	Austin Martz 2012	2		
Conner Paul 2010	4	Rusly Renecker 2006	6	Willie Anderson 2010	2		
Brady Tweeton 2016	4	Josh Harris 2009	6	Zach Hochhalter 2010	2		
Austin Martz 2011	4	Hunter Zenzen, 2019	6	Preston Snobl, 2018	2		
Owen Riddle, 2021	4						
Spencer Cook 2009	4						
Tackle On Kicks		Defensive Points		Team Most Interceptions			
Jace Nosal 2013	18	Hunter Zenzen, 2019	324	2018	22		
Austin Martz 2010	17	Hunter Zenzen 2018	314	2016	18		
Willie Anderson 2010	15	Austin Martz 2010	265	2013	17		
Jace Nosal 2012	15	Jacob Grosz 2009	262	2021	15		
Joey Mark, 2020	13	Jonny Robideau, 2021	256	2009	14		
Preston Snobl 2016	13	Preston Snobl 2018	253	2008	14		
Stuart Brandt 2010	13	Kaden Zenzen, 2021	244	2019	14		
Hunter Zenzen, 2019	13	Brooks Martinson 2018	243	2010	13		
Rylee Anderson 2012	13	Brady Martz, 2017	223	2015	12		
Mac Tschakert 2011	12	Jace Nosal 2012	222	2012	11		
Dominic Leu 2016	12	Brady Kroll, 2019	221	2017	11		
Josh Tweeton 2013	12	Cody Cox 2006	210				
*Agassiz Valley Coop but Barnesville athlete		Jacob Grosz 2008	204				

CAREER OFFENSIVE INDIVIDUAL RECORDS

Rushing Total Yards Career (1000 min)		Rushing Average Career (80 carries min)					
Michael Strand	3423	Michael Strand	326-3423	10.5		Rushing Attempts	
Brady Tweeton	3354	Brady Tweeton	329-3354	10.1		Tony Harris*	394
Adam Tonsfeldt	3219	Jacob Bashor	83-829	10		Adam Tonsfeldt	332
Tony Harris*	2473	Austin Martz	236-2313	9.8		Brady Tweeton	329
Dean Halverson	2453	Adam Tonsfeldt	332-3219	9.7		Michael Strand	326
Zach Hochhalter	2361	Hunter Anderson	130-1217	9.7		Zach Hochhalter	314
Austin Martz	2313	Aaron Schiefert	149-1396	9.37		Dean Halverson	308
Adam Rice	2273	Brady Martz	329-3354	8.9		Colby Braton	290
Brady Martz	2046	Nick Detloff	166-1434	8.6		Adam Rice	284
Cameron Heng	1934	Adam Rice	284 - 2273	8.0		Cameron Heng	279
Colby Braton	1721	Dean Halverson	308—2453	7.96		Austin Martz	236
Nick Detloff	1434	Stuart Brandt	123-946	7.69		Brady Martz	230
Aaron Schiefert	1396	Connor John	149-1082	7.5		Noah Krause	213
Noah Krause	1269	Jacob Grosz	178-1254	7.0			
Jacob Grosz	1254	Cameron Heng	279-1934	6.93			
Cody Cox	1234	Jackson Wahl	161-1104	6.9			
		Josh Tweeton	92-618	6.7			
Rushing Touchdowns		Total Points Scored			Total Offense (Rushing + Receiving)		
Michael Strand	60	Michael Strand	582		Michael Strand	4,052	
Brady Tweeton	55	Brady Tweeton	418		Brady Tweeton	3,937	
Adam Tonsfeldt	45	Adam Tonsfeldt	332		Adam Tonsfeldt	3,219	
Zach Hochhalter	35	Adam Rice	278		Adam Rice	2766	
Adam Rice	35	Austin Martz	264		Austin Martz	2742	
Austin Martz	30	Cameron Heng	244		Tony Harris*	2683	
Tony Harris*	27	Zach Hochhalter	232		Zach Hochhalter	2657	
Cameron Heng	25	Brady Martz	226		Dean Halverson	2543	
Colby Braton	24	Tony Harris*	206		Cameron Heng	2294	
Brady Martz	23	Colby Braton	182		Brady Martz	2246	
		John Hagen	177		Colby Braton	2086	
Passing Yard Career		Passing Touchdowns			Passing Percentage		
Matt Askegaard*	2792	Robbie Strand	37		Kyler Martz	63.9	
Robbie Strand	2277	Matt Askegaard*	31		Spencer Cook	55.3	
Kyler Martz	1979	Kyler Martz	25		Ethan Ishaug	54	
Ethan Ishaug	1807	Adam Tonsfeldt	23		Robbie Strand	53.8	
Spencer Cook	1607	Ethan Ishaug	20		Caleb Stetz	53.5	
Caleb Stetz	1346	Caleb Stetz	20		Jimmy Solum*	52.4	
		Noah Krause	17		Adam Tonsfeldt	52	
Most Interceptions thrown		Completed Passes			Attempted Passes		
Marty Gray*	21	Marty Gray*	145		Marty Gray*	317	
Zach Olson	15	Robbie Strand	119		Robbie Strand	221	
Mark Kragnes	14	Ethan Ishaug	114		Ethan Ishaug	211	
Spencer Cook	11	Kyler Martz	103		Spencer Cook	170	
Robbie Strand	8	Spencer Cook	94		Zach Olson	162	
Caleb Stetz	8	Matt Askegaard*	84		Kyler Martz	161	
Adam Tonsfeldt	7	Caleb Stetz	84				

Ethan Ishaug	7						
Most Receptions		Most Touchdowns Receiving		Most Yards Receiving			
Brady Tweeton	39	Kaden Zenzen	13	Kaden Zenzen	673		
Jesse Rostad*	36	Michael Strand	11	Michael Strand	629		
Jacob Grosz	33	Hunter Zenzen	10	Brady Tweeton	583		
Kaden Zenzen	32	Austin Martz	9	Adam Rice	493		
Michael Strand	28	Jesse Rostad*	8	Zach Buth	468		
Hunter Zenzen	28	Brady Tweeton	7	Hunter Zenzen	435		
Austin Martz	24	Preston Snobl	7	Austin Martz	429		
Zach Buth	23	Colby Braton	6	Jacob Grosz	427		
		Zach Buth	6				
Best PAT Percentage		Most PAT's		Most Field Goals			
John Hagen	86.6	John Hagen	110	John Hagen	8		
Jared Affield	84.2	Alex Settelmeyer	45	Asgeir Hlodverson*	3		
Nolan Rick	76.7	Michael Strand	40	Alex Settelmeyer	3		
Alex Settelmeyer	76.2	Nolan Rick	33	Jared Affield	2		
Connor Morse	73.6	Jared Affield	32				
Firmian Elsholz	71.1	Asgeir Hlodverson*	28				
		Firmian Elsholz	27				
Punt Returns Most		Punt Returns for TD's		Punt Return Yards (5 returns minimum)			
Michael Strand	52	Michael Strand	9	Michael Strand	1258		
Chase Brenner	27	Adam Tonsfeldt	2	Chase Brenner	437		
Brady Tweeton	25			Adam Tonsfeldt	388		
Adam Tonsfeldt	21			Brady Tweeton	280		
				Bobby Anderson*	205		
Punting Average		Kickoff Return for TD's		Kickoff Return Average (5 Returns Minimum)			
Brady Carlsrud*	37.6	Josh Tweeton	3	Josh Tweeton (9/399)	44.3		
Jacob Grosz	37.2	Brady Martz	3	Tony Harris*	38.7		
Adam Rice	35.7	Austin Martz	2	Brady Martz (25/692)	27.7		
Preston Snobl	34.8	Adam Rice	2	Austin Martz (12/313)	26.1		
Michael Strand	34.5	John Hagen	2	Preston Snobl (17/429)	25.2		
		Preston Snobl	2	Cameron Heng (21/410)	19.5		
Most Kickoffs Attempted		Kickoff Average		Michael Strand (18/333)		18.9	
Connor Morse	160	Asgeir Hlodverson*	55.2	Adam Rice (48/869)		18.1	
Alex Settelmeyer	135	Alex Settelmeyer	47				
John Hagen	93	Connor Morse	46.8				
Firmian Elsholz	67	Kaden Zenzen	45				
Jared Affield	62	John Hagen	44.4				
Kaden Zenzen	55	Nolan Rick	40.8				
		Firmian Elsholz	39.7				
		Jared Affield	38.2				
*Agassiz Valley Coop but Barnesville athlete							

SEASON INDIVIDUAL OFFENSIVE RECORDS

Rushing Total Yards Season		Rushing Average Season (50 Carries Min)			Total Offense (Rush + Rec)	
Brady Tweeton 2016	1901	Michael Strand -2013	106-1701	16	Brady Tweeton 2016	2109
Michael Strand 2013	1701	Brady Tweeton 2016	167-1901	11.4	Michael Strand 2013	2007
Adam Tonsfeldt, 2019	1606	Adam Tonsfeldt, 2019	136-1606	11.8	Adam Tonsfeldt, 2019	1606
Nick Detloff, 2018	1284	Adam Rice 2011	71-772	10.9	Brady Martz, 2017	1429
Brady Martz, 2017	1278	Jacob Bashor 2009	60-634	10.6	Cameron Heng, 2021	1419
Jim Schindler 1961	1262	Brady Martz 2016	68-710	10.4	Matt Ness 1991*	1345
Matt Ness* 1991	1232	Austin Martz 2012	91-936	10.3	Michael Strand 2012	1317
Cameron Heng, 2021	1203	Aaron Schiefert, 2019	65-672	10.3	Nick Detloff, 2018	1293
Jay McEvers 1964	1186	Adam Tonsfeldt, 2020	81-809	10	Zach Hochhalter 2010	1188
Michael Strand 2012	1040	Hunter Anderson, 2019	76-761	10.0	Austin Martz 2012	1178
Zach Hochhalter 2010	1039	Bryce Schmaltz	63-601	9.5	Touchdown Receptions	
Perry Ferris 1978	1035	Stuart Brandt 2012	69-646	9.4	Kaden Zenzen, 2021	9
Brady Tweeton, 2017	1008	Austin Martz 2010	67-627	9.4	Jesse Rostad * 1996	8
Austin Martz 2012	936	Brady Tweeton, 2017	107-1008	9.4	Hunter Zenzen, 2019	7
Dean Halverson 1982	931	Alex Trowbridge	52-449	8.5	Michael Strand 1996	6
Colby Braton 2011	872				Tanner John 2010	6
Dean Halverson 1983	864				Zach Buth 2009	5
Tom Iverson 1975	820				Colby Braton 2011	5
Adam Tonsfeldt, 2020	809				Preston Snobl, 2018	5
Rushing Touchdowns		Total Points Scored		Receptions in a Season		
Michael Strand 2013	31	Michael Strand 2013	272	Jesse Rostad* 1996	36	
Brady Tweeton 2016	28	Brady Tweeton 2016	208	Brian Raltevold 1985	25	
Adam Tonsfeldt, 2019	26	Michael Strand 2012	198	Kyle Tweeton 1987	23	
Michael Strand , 2012	19	Adam Tonsfeldt, 2019	174	Jack Lien 2015	19	
Cameron Heng, 2021	14	Cameron Heng, 2021	134	Jacob Grosz 2009	19	
Zach Hochhalter 2010	13	Adam Rice 2011	118	Kaden Zenzen, 2021	18	
Adam Rice 2011	12	John Hagen 2010	112	Brady Tweeton 2015	17	
Perry Ferris 1978	12	Austin Martz 2012	110	Spencer Bernier 1976	17	
		Preston Snobl, 2018	107	Boone Mahar 2010	16	
		Chase Brenner, 2018	100	Connor John 2010	16	
		Colby Braton 2011	98	Gary Smith 1975	16	
		Zach Hochhalter 2010	92			
		Brady Martz 2016	84			
Passing Yards Season		Passing Touchdowns		Passing Percentage		
Matt Askegaard*1996	1328	Robbie Strand 2011	18	Kyler Martz 2013	56-87	64.4
Robbie Strand 2010	1148	Robbie Strand 2010	18	Kyler Martz 2012	46-73	63
Kyler Martz 2013	1028	Noah Krause, 2021	17	Adam Tonsfeldt, 2020	16-27	59.3
Robbie Strand, 2011	1016	Kyler Martz 2013	15	Spencer Cook 2008	49-83	59
Ethan Ishaug 2015	930	Matt Askegaard*1996	14	Spencer Cook 2009	49-85	57.6
Kyler Martz 2012	914	Adam Tonsfeldt, 2019	13	Adam Tonsfeldt, 2019	28-49	57.1
Spencer Cook 2009	909	Ethan Ishaug 2014	13	Jimmy Solum* 1994		55.1
		Caleb Stetz, 2016	12	Robbie Strand 2011	53-97	54.6
Fewest Interceptions		Completed Passes		Attempted Passes		
Caleb Stetz 2016	2	Matt Askegaard*1996	84	Matt Askegaard*1996	163	
Ethan Ishaug 2014	2	Ethan Ishaug 2015	65	Ethan Ishaug 2015	116	
Robbie Strand 2011	2	Robbie Strand 2010	59	Robbie Strand 2010	114	
Zach Olson 2006	2	Kyler Martz 2013	56	Robbie Strand 2011	97	
Kyler Martz 2013	3	Robbie Strand 2011	53	Ethan Ishaug 2014	91	
Kyler Martz 2012	3	Ethan Ishaug 2014	49	Kyler Martz 2013	87	

Spencer Cook 2009	3	Spencer Cook 2009	49	Spencer Cook 2009	85
Noah Krause, 2021	3	Spencer Cook 2008	49	Spencer Cook 2008	85
Best PAT Percentage		Most PAT's		Most Field Goals	
Alex Settelmeyer 2014	86	John Hagen 2010	61	John Hagen 2010	5
Nolan Rick, 2020	84.6	John Hagen 2009	49	John Hagen 2009	3
Jared Affield 2015	84	Jared Affield 2015	32	Alex Settelmeyer 2014	3
Isaac Maneval	73.6	Asgeir Hlodverson* 1995	28	Asgeir Hlodverson* 1995	2
Nolan Rick, 2019	73.3	Firmian Elsholz, 2017	27	Jared Affield 2015	2
Alex Settelmeyer 2013	67	Alex Settelmeyer *2014	25	Isaac Maneval, 2021	2
Punt Returns Most		Punt Returns for TD's		Punt Return Yards (5 returns minimum)	
Michael Strand 2012	20	Michael Strand 2013	3	Michael Strand 2011	544
Michael Strand 2011	20	Michael Strand 2012	3	Michael Strand 2012	430
Chase Brenner, 2018	20	Michael Strand 2011	3	Adam Tonsfeldt, 2019	347
Brady Tweeton, 2015	19	Chris Schenk *1991	2	Chase Brenner, 2018	320
Adam Tonsfeldt, 2019	19	Adam Tonsfeldt, 2019	2	Michael Strand 2013	283
Punting Average		Kickoff Return for TD's		Kickoff Return Average (5 Returns Minimum)	
Jacob Grosz 2009	39.6	Tony Harris *1995	2	Tony Harris * 1995	40.3
Adam Rice 2010	37.7	Brady Martz, 2017	2	Brady Martz, 2017	35.9
Brady Carlsrud* 1998	37.6	Preston Snobl, 2018	2	Preston Snobl, 2018	32.9
Most Kickoffs Attempted		Kickoff Average		Receiving Yards In a Season	
John Hagen	93	Asgeir Hlodverson*	55.2	Kaden Zenzen, 2021	418
Connor Morse, 2019	87	Connor Morse, 2019	48.3	Gary Smith 1975	354
Alex Settelmeyer 2013	86	Kaden Zenzen, 2021	45.5	Ethan Ishaug 2013	334
Connor Morse, 2018	73	Connor Morse, 2018	45	Boone Mahar, 2010	322
Firmian Elsholz, 2017	67	John Hagen 2010	44.4	Michael Strand 2013	306
Jacob Kletsch 2011	59	Jacob Kletsch, 2011	42.4	Zach Buth 2009	305
Alex Settelmeyer 2012	50	Nolan Rick, 2020	40.8		
		Firmian Elsholz, 2017	39.7		
* Agassiz Valley Coop but Barnesville athlete					

Individual Offensive Game Records

Rushing Game			Passing Game		
Brady Carlsrud *	vs Frazee 1998	288	Matt Askegaard *	vs DGF 1996	255
Adam Tonsfeldt	vs Morris 2020	248	Mark Kragness	vs Frazee 1986	241
Cameron Heng	vs Detroit Lakes, 2021	240	Mark Kragness	vs Perham 1986	231
Michael Strand	vs. OTC 2013	237	Kyler Martz	vs UNC 2012	228
Brady Tweeton	vs Hawley 2016	236	Ethan Ishaug	vs Warroad 2014	193
Brady Tweeton	vs Crookston 2017	230	Noah Krause	vs Hawley 2021	173
Brian Dilbeck	vs Perham 1986	225	Robbie Strand	vs UNC 2011	168
Brady Tweeton	vs Crookston 2016	218	Kyler Martz	vs UNC 2013	168
Adam Tonsfeldt	vs Hawley, 2019	217	Robbie Strand	vs Pine River-Backus 2010	161
Michael Strand	vs WCA 2013	212	Kyler Martz	vs Frazee 2013	160
Michael Strand	vs Frazee 2013	208	Robbie Strand	vs Browerville 2011	159
Adam Rice	vs Goodhue 2010	198	Caleb Stetz	vs Roseau, 2017	159
Michael Strand	vs Hawley 2012	197	Adam Tonsfeldt	vs Breckenridge 2020	156
Brady Martz	vs DGF 2017	195			
Brady Tweeton	vs Hawley, 2017	193			
Brady Tweeton	vs Breckenridge, 2017	192			
Michael Strand	vs Bagley 2012	191			
Rushing Touchdowns in a Game			Passing Touchdowns in a Game		
Michael Strand	vs WCA 2013	5	Robbie Strand	vs Browerville 2011	4
Michael Strand	vs Hawley 2012	4	Robbie Strand	vs Bagley 2010	4
Brady Tweeton	vs Crookston 2016	4	Kyler Martz	vs LPGE 2013	4
Brady Martz	vs Warroad 2016	4	Caleb Stetz	vs Roseau, 2017	4
Brady Tweeton	vs Breckenridge 2016	4	Kyler Martz	vs Frazee 2013	3
Michael Strand	vs UNC 2013	4	Kyler Martz	vs UNC 2012	3
Cameron Heng	vs Detroit Lakes, 2021	4	Caleb Stetz	vs Warroad 2016	3
			Tom Holter	vs Wheaton 1951	3
			Adam Tonsfeldt	vs Breckenridge 2020	3
			Noah Krause	vs Eden Valley Watkins 2021	3
Receptions in a game			Passing Completions in a Game		
Jack Lien	vs DGF 2016	6	Jimmy Solum *	vs Perham 1994	16
Jacob Grosz	vs Pelican Rapids 2010	5	Kyler Martz	vs UNC 2013	11
Nick Randklev	vs Hawley 2014	4	Kyler Martz	vs LPGE 2013	10
Colby Braton	vs Warroad 2011	4	Caleb Stetz	vs UNC 2016	10
Boone Mahar	vs Browerville 2010	4	Ethan Ishaug	vs Hawley 2014	9
Boone Mahar	vs New Ulm Cathedral	4	Robbie Strand	vs Browerville 2010	9
			Robbie Strand	vs Pine River-Backus 2010	9
			Kyler Martz	vs UNC 2012	8
Receiving Yards in a game			Robbie Strand	vs Browerville 2011	8
Doug Carlsrud	vs Perham 1965	158	Robbie Strand	vs Pelican Rapids 2011	8
Adam Rice	vs Pelican Rapids 2011	130	Spencer Cook	vs Pine River Backus 2008	8
Jesse Rostad *	vs OTC 1996	129			
Isaac Goedtke	vs UNC 2012	128			
Braeden Bredman	vs Hawley 2021	116	Points Scored in a Game		
Austin Martz	vs UNC 2012	113	Michael Strand	vs WCA 2013	42
Michael Strand	vs Frazee 2013	113	Brady Tweeton	vs Breckenridge	36
Cameron Heng	vs Breckenridge 2020	99			
Ethan Ishaug	vs LPGE 2013	93	Michael Strand	vs UNC 2013	32
Receiving Touchdowns in a game			Brady Tweeton	vs Crookston, 2017	32
Don Anderson	vs Wheaton 1951	3	Cameron Heng	vs Detroit Lakes, 2021	32
Kaden Zenzen	vs Eden Valley Watkins, 2021	2	Michael Strand	vs LPGE 2013	31
Isaac Goedtke	vs UNC 2012	2	Brady Martz	vs Warroad 2016	30
Colby Braton	vs Warroad 2011	2	Brady Tweeton	vs Breckenridge, 2017	30
Jordan Bang	vs Crookston 2014	2	Michael Strand	vs Hawley 2014	28

Tanner John	vs Bagley 2010	2	Michael Strand	vs WDC 2013	28
Jesse Rostad *	vs Frazee & Warroad 1996	2	Adam Rice	vs UNC 2011	27
Brandon Fankhanel *	vs Hawley 2005	2	Adam Tonsfeldt	vs Hawley, 2019	26
Jackson Wahl	vs Roseau, 2017	2	Adam Tonsfeldt	vs Breckenridge, 2019	26
Jackson Wahl	vs Warroad, 2019	2	Adam Tonsfeldt	vs Crookston, 2019	26
			Brady Tweeton	vs Pillager 2016	26
			Michael Strand	vs Frazee 2013	26
LONGEST PASS PLAY FOR TD			Longest Field Goal		
1996*	Matt Askegaard to Jesse Rostad* vs OTC	97	Mike Smilonich	vs Perham 1984	44
1965	Jay Janecky to Doug Carlsrud	96	Asgeir Hlodversson *	vs Perham 1995	40
2013	Kyler Martz to Michael Strand vs Frazee	85			
2009	Spencer Cook to Leland Volrath	83			
1976	Paul Anderson to Dave Herbranson	80	Longest Kickoff Returned for TD		
2012	Michael Strand to Isaac Goedtkke vs UNC	79	Chris Schenck*	vs Bagley 1991	94
2011	Robbie Strand to Adam Rice vs Pelican Rapids	75	Josh Tweeton	vs Staples-Motley 2014	89
2021	Noah Krause to Cameron Heng vs Eden Valley Watkins	75	Josh Tweeton	vs Warroad 2015	85
2011	Robbie Strand to Adam Rice vs UNC	72	Cameron Heng	vs Pelican Rapids 2021	83
			Preston Snobl	vs Hawley, 2018	80
			Brady Martz	vs Crookston, 2017	77
Longest Run for TD			Longest Punt Return for TD		
1989	Wayne Krueger vs Frazee	99	Bobby Anderson*	vs OTC 1996	79
2010	Zach Hochhalter vs Goodhue	95	John Hagen	vs WHA 2010	75
1970	Jon Nicklay vs Pelican Rapids	92	Michael Strand	vs UNC 2011	72
1975	Dan Solum vs Dilworth	91	Michael Strand	vs UNC 2012	67
2016	Brady Tweeton vs OTC	86	Michael Strand	vs Warroad 2013	66
2016	Brady Tweeton vs Hawley	85	Chase Brenner	vs Pelican Rapids 2018	65
2010	Austin Martz vs Goodhue	82	Michael Strand	vs LPGE 2013	62
2013	Michael Strand vs OTC	81			
2021	Cameron Heng vs Crookston	80			
Longest Punt			Most PAT's Made in a Game		
Jacob Grosz	vs Hawley 2009	63	John Hagen	vs Bagley 2010	9
Preston Snobl	vs Breckenridge, 2018	61	John Hagen	vs PRB 2010	8
Jacob Grosz	vs Parkers Prairie 2009	57	Connor Morse	vs Frazee 2018	8
Jacob Grosz	vs Frazee 2009	55			

Team Records Season

Scoring Average		Defensive Average		Most Points Scored	
2013	50	1951	3.5	2019	568
2012	47	1961	4.0	2013	550
2011	46.8	2011	6.5	2009	536
2009	44.6	1950	6.6	2012	517
2019	43.6	2013	7.8	2016	485
2020	43	1981	8	2018	480
2016	40.4	1975	8.1	2011	464
2010	38.6	1977	8.55	2021	456
2021	38	1978	8.75		
		2009	8.8		
		2010	8.9		
Most Rushing Yards		Most Passing Yards/Receiving Yards		Total Offensive Yards	
2019	4407	1996*	1337	2019	5035
2018	4361	2010	1161	2016	4976
2016	4301	2009	1132	2018	4904
2010	3715	2012	1100	2010	4876
2021	3615	2011	1062	2012	4574
2012	3474	2013	1028	2021	4520
2013	3456			2013	4484
2017	3395			2011	4004
2009	3206			2009	4338
		Fewest 1st downs given up		2017	4066
Most 1st Downs		2011	67		
2018	199	2012	72	Lowest Rush per game avg.	
2016	198	2009	77	2021	71.5
2010	188	2013	77	2011	74.4
2017	187	2008	80	2020	75.8
2021	183			2018	99.3
2019	176			2009	101.3
2009	155			2013	111.3
				2012	113.8
				Lowest opponent offense per game	
				2011	126.7
				2009	140.6
				2013	149.5
				2019	173.3
				2018	192.7
				2021	198.5
*Agassiz Valley Coop but Barnesville athlete					

Team Records Game

Most Total Yards In a Game			Most Yards Rushing In a Game		
2019	vs Warroad	605	2016	vs Frazee	560
2020	vs Morris	589	2012	vs USA	536
2016	vs Frazee	567	2020	vs Morris	525
2011	vs USA	551	2018	vs Frazee	484
2015	vs Warroad	549	2013	vs USA	484
2012	vs WDC	540	2011	vs USA	464
2013	vs USA	536	2010	vs Goodhue	460
2010	vs Goodhue	527			
2018	vs Frazee	523	Fewest Yards Given Up in a Game		
Most Yards Passing in a Game			1964	vs Glyndon	-26
1996	vs DGF	255	2009	vs Walker	-21
1986	vs Frazee	241	2009	vs PRB	21
1986	vs EGF	231	2013	vs WDC	27
2012	vs UNC	228	2011	vs USA	30
1959	vs Perham	226	2015	vs Pelican Rapids	34
2014	vs Warroad	193	2012	vs KMS	35
			1967	vs Hawley	40
Most Points Scored in a Game			Fewest First Downs Given up		
2018	vs Frazee	74	2018	vs Pelican Rapids	1
2009	vs Blackduck	74	2009	vs Blackduck	1
2013	vs WDC	70	2009	vs Walker	1
2011	vs UNC	69	2009	vs Pine River-Backus	2
2013	vs UNC	68	2012	vs LPGE	2
2019	vs Warroad	64	2013	vs WDC	2
2011	vs LPGE	63	2008	vs Blackduck	3
			2008	vs Walker	3
Fewest Opponents Yards Rushing In a Game			2008	vs Walker	3
1964	vs Glyndon	-26	2005	vs Walker	3
2009	vs Walker	-21	2021	vs Crookston	3
2008	vs PRB	-20	Most First Downs In Game		
2013	vs WDC	2	2016	vs Warroad	24
1967	vs Hawley	7	2010	vs Browerville	23
2005	vs Walker	8	2015	vs Warroad	23
2021	vs Staples Motley	19	2021	vs Detroit Lakes	23
2009	vs PRB	23	2008	vs Walker	22
1969	vs Elbow Lake	24	2017	vs Crookston	22
Team Interceptions In a Game			2016	vs UNC	21
2016	vs UNC	5	2014	vs Crookston	21
2021	vs Pelican Rapids (section final)	4	2018	vs Minneapolis North	21
2008	vs Blackduck	4	2021	vs Hawley	21
1972	vs Perham	4			
1971	vs Perham	4	Team Blocked Punts in a Game		
2019	vs Warroad	4			
2013	vs NYM	3	1969	vs Glyndon Felton	4
2013	vs WCA	3			
2013	vs Warroad	3			
2018	vs MLWR	3			
2018	vs Frazee	3			

BARNESVILLE HIGH SCHOOL FOOTBALL							
	Win	Loss	Ties	Coach			
2021	9	3		Bryan Strand	Section 8AA Champs, state semi-finals		
2020	7	0		Bryan Strand	Midwest District Champs, Section 8AA Co Champs	*no state tourney offered	
2019	12	1		Bryan Strand	District Champs, Section 8AA champion, state semi finals AA		
2018	11	3		Bryan Strand	Section 8AA Champion, State AA Runner - up		
2017	10	2		Bryan Strand	Section 8AA Champion, State AA Tournament		
2016	11	1		Bryan Strand	district champs, section 8AA champs, state semi-finals AA		
2015	7	4		Bryan Strand	Section runner up 8AA		
2014	6	4		Bryan Strand			
2013	10	1		Bryan Strand	Conference Champs, Section 8AA runner ups		
2012	10	1		Bryan Strand	Conference Champs, Section 8AA Runner ups		
2011	9	1		Bryan Strand	Conference Champs		
2010	13	1		Bryan Strand	State Class A Runner Ups/Conf Champs Section 6A Champs		
2009	11	1		Bryan Strand	State Class A Participant/conference champs Section 6A Champs		
2008	7	3		Bryan Strand			
2007	7	3		Bryan Strand			
2006	2	7		Bryan Strand			
2005	1	8		Bryan Strand			
2004	0	9		Stacy Mertz			
2003	4	5		Stacy Mertz			
2002	3	6		Stacy Mertz			
2001	1	6		Stacy Mertz			
2000	2	7		Al Krueger	**1991-2008 Agassiz Valley Football		
1999	3	5		Al Krueger	Barnesville and Rothsay		
1998	4	5		Al Krueger			
1997	4	5		Al Krueger			
1996	4	5		Craig Samuelson			
1995	5	4		Craig Samuelson			
1994	7	3		Craig Samuelson			
1993	7	4		Craig Samuelson			
1992	5	4		Craig Samuelson			
1991	7	3		Craig Samuelson			
1990	1	7		Todd Halverson			
1989	1	7		Todd Halverson			
1988	2	6		Larry Anderson			
1987	3	5		Larry Anderson			
1986	1	7		Larry Anderson			
1985	2	7		Larry Anderson			
1984	5	5		Larry Anderson			
1983	5	4		Larry Anderson			
1982	5	3		Larry Anderson			
1981	7	2		Larry Anderson			
1980	5	4		Larry Anderson	Conference Champs		
1979	5	4		Larry Anderson			
1978	11	1		Larry Anderson	State Class B Runner Ups/Conf Champs		
1977	5	4		Larry Anderson			
1976	8	2		Dennis Hale			
1975	7	3		Dennis Hale	Conference Champs		
1974	7	2		Dennis Hale	Conference Champs-tied		
1973	2	7		Dennis Hale			
1972	6	2	1	Gary Vorachek			
1971	4	4	1	Gary Vorachek			
1970	5	3	1	Gary Vorachek			
1969	2	6	1	Gary Vorachek			
1968	4	5		Gary Vorachek			
1967	2	7		Gary Vorachek			
1966	1	6	1	George Nelson			
1965	3	3	2	Don Kerlin			
1964	4	4		Don Kerlin			
1963	3	5		Don Kerlin			
1962	6	2		Don Kerlin	3 way tie for HOL title		
1961	8	0		Don Kerlin	HOL Champs		
1960	4	4		Don Kerlin			
1959	5	0	3	Don Kerlin			
1958	4	4		Don Kerlin			
1957	2	6		Don Kerlin			
1956	7	0	1	Bill Anderson	share of conference championship		
1955	3	4	1	Bill Anderson			
1954	1	7		Bill Anderson			
1953	2	6		Bill Anderson			
1952	3	2	2	Don Bredell			
1951	7	0	1	Don Bredell	HOL champs		
1950	5	2	1	Don Bredell			
1949	3	5		Don Bredell			
1948	1	6		Martin Soliah			
1947	2	5	1	Martin Soliah			
1946				Martin Soliah			
1945	0	5	1	Otto Beseman			
1944				Otto Beseman			
1943				Birger Johnson			
1942	1	5		Ted Meinhover			
1941	4	2	1	Fritz Grewing			
1940	3	2	2	Fritz Grewing			
1939	3	3	1	Leo Stenback			
1938				Leo Stenback			
1937				Leo Stenback			
1936	2	4	1	Schwartz			
1935	1	5	1	Solberg			
1934	1	5		Solberg			
1933	0	5		Hayden			
1932							
					Total Games	Winning %	
751	394	333	24		751	52.46%	

Head Coach	Years	Games Coached	Wins	Losses	Ties	Winning %
Bryan Strand	2005-	187	143	44		76.47%
Stacy Martz	2001-2004	36	8	28		22.22%
Al Krueger	1997-2000	37	13	24		35.14%
Craig Samuelson	1991-1996	59	36	23		61.02%
Todd Halverson	1989-1990	16	2	14		12.50%
Larry Anderson	1977-1988	108	56	52		51.85%
Dennis Hale	1973-1976	38	24	14		63.16%
Gary Vorachek	1967-1972	54	23	27	4	42.59%
George Nelson	1966	8	1	6	1	12.50%
Don Kerlin	1957-1965	72	39	28	5	54.17%
Bill Anderson	1953-1956	32	13	17	2	40.63%
Don Bredell	1949-1952	31	18	9	4	58.06%
Martin Soliah	1947-1948	15	3	11	1	20.00%
Otto Besemen	1944-1945	6	0	5	1	0.00%
Birger Johnson	1943	0				
Ted Meinhover	1942	6	1	5		16.67%
Fritz Grewing	1940-1941	14	7	4	3	50.00%
Leo Stenback	1937-1939	7	3	3	1	42.86%
Schwartz	1936	7	2	4	1	28.57%
Solberg	1934-1935	13	2	10	1	15.38%
Hayden	1933	5	0	5		0.00%
		751	394	333	24	52.46%